

Thurrock Strategic Assessment 2022/23



Document Owner: **Thurrock Community Safety Partnership**

Authors: Michelle Cunningham, Community Safety Partnership Manager
And partners from Thurrock Council Housing team, Environment, Public Health, Youth Offending Service, British Transport Police, Essex Police and Essex Fire and Rescue service

Date: **Final V3 28/3/23 Signed CSP Board 18/5/23**

This cover sheet must not be detached from the report to which it refers.
No part of the report should be disseminated or copied without prior approval of the document owner.

1 EXECUTIVE SUMMARY

1.1 Aim & Purpose

The aim and purpose of this document is to assist the Community Safety Partnership (CSP) to determine the strategic priorities for the financial year of 2023-24.

These priorities will inform the Partnership's 2023/24 Action Plan, which will assist in the allocation of appropriate resources to tackle the issues identified.

A Strategic Assessment is a statutory requirement for Community Safety Partnerships (CSPs) to complete on an annual basis, as per the Crime and Disorder Act 1998.

This legislation places a joint responsibility upon specific agencies to work together to protect their local communities from crime and to help people feel safer.

By collating data, information and intelligence, areas of risk and vulnerability are highlighted, priority issues are identified and recommendations are made. These priorities [help to] identify what the CSP should collectively work towards over the following year.

To ensure that all partnership data is managed in a consistent way, and that the right priorities are identified, a Risk Matrix is carried out before the Strategic Assessment is written. Using this process ensures that partnership issues can be compared against each other in an intelligent and structured way.

Thurrock's risk matrix for 2022 is at Section 11 *Appendix 1*.

1.2 Data Parameters

Unless otherwise stated all data will be from 01 October 2021 to 30 September 2022.

Data has been taken from the following sources (any open-source data will be referenced)

- *Essex Police's crime recording system, Athena*
- *Essex Police's incident reporting system, STORM*
- *iQuanta (Home Office)*
- *Partner Contributions (references provided)*

Section source has been identified at the start of each section.

1.3 Key Findings and Recommendations

Further detail relating to these Key Findings can be found within the document itself.

4.0 Public Perception	<ul style="list-style-type: none">• Residents who think local police are doing a good or excellent job increased to 78% from 74%• All partners, Community Safety and Engagement Officers as well as involvement from the Community Policing Team & Town Centre Team to <u>maximise opportunities to be visible in community at engagement events</u>
5.1 Crime	<ul style="list-style-type: none">• There has been an increase in all crime in Thurrock of 7.2% however this compares favourably with force increase of 9.1%• 16.3% of all crime in Thurrock is domestic related• Hate crime is the only key comparator crime which has seen an increase in Thurrock of 7.9%

	<ul style="list-style-type: none"> • Beat areas with the highest recorded crime were Tilbury, Belhus and Chadwell St Mary • Vehicle and racial offences remain higher per 1,000 population in Thurrock than average of our most similar comparator CSPs
5.1 ASB	<ul style="list-style-type: none"> • There has been a decrease in ASB in Thurrock of 52.7% which compares favourably with force decrease of 51.8% • Thurrock District is the highest ranked in Essex in relation to environmental ASB, and is ranked 11th into ASB categorised as nuisance and personal • Beat areas with the highest recorded ASB were W Thurrock/Purfleet/Lakeside, Tilbury, and Grays South • The top five wards for reported to Thurrock Council housing were Chadwell St Mary, Belhus, Ockenden, Grays Thurrock, and Tilbury St Chads.
5.5 A & E data	There is a need to work with the Essex Violence and Vulnerability Unit to improve the consistency of data provided by A & E departments in line with the Serious Violence Duty
6.3 Essex County Fire and Rescue Service Prevention opportunities	Schools in Thurrock, in particular secondary schools are not maximising the opportunity for free education sessions in relation to supporting young people to keep themselves safe across a variety of topics offered and take up needs to be encouraged
7.1 Violence Against Women & Girls (VAWG)	<ul style="list-style-type: none"> • Sexual offences 3.6% (19) decrease. 28% were domestic abuse related • All domestic abuse offences decreased by 3% (86) however high and medium risk increased
7.2 Hate Crime	<ul style="list-style-type: none"> • Hate crime motivated by race remains the highest reported strand accounting for 79% of all hate crime • Hate crime reports were highest in West Thurrock & South Stifford ward and Grays Riverside wards • Continue to encourage reporting, in particular of disability, homophobic, religious and transgender and promote and monitor the reporting of gender based hate crime, where the primary motivation is directed toward the sex/gender of the victim.
7.3 Violence and Vulnerability	<ul style="list-style-type: none"> • There was a 7% (281) decrease in the number of violence against the person offences recorded in Thurrock district compared to the previous year. • West Thurrock & South Stifford ward and Grays Riverside cumulatively accounted for over a quarter of non-domestic abuse Violence against the person offences in 2022
7.4 Prevent	<ul style="list-style-type: none"> • Ongoing monitoring of risk posed in relation to radicalisation, quarterly review of action plan in line with risk, and implementation of action plan for 23/24 whilst reviewing strategy for future • Focus on increasing referrals to our Channel Panel
8.1 Modern Slavery and Human Trafficking (MSHT)	<ul style="list-style-type: none"> • Thurrock recorded 66 cases of MSHT, which accounted for 14% of Essex and was 3rd highest of all Districts • 16 referrals were made to the National Referral Mechanism, all were for children (under 17)
9.0 Offending	<ul style="list-style-type: none"> • The re-offending data for those within youth justice remains positive compared to our comparator areas • We would welcome an increase in new referrals to treatment for opiate users as there is a large unmet need in the borough • Localised probation data remains an issue in being made available to support strategic decision making
10. Horizon scanning	The unprecedented situation with Thurrock finances will no doubt have an adverse impact on community safety

1.4 Strategic Priorities

The Crime and Disorder Act 1998 places responsibility on the Community Safety Partnership to annually review levels and patterns of crime and disorder. This will support local communities to counter the perception, threat, and consequence of criminal and anti-social behaviour by striving to reduce both crime and the fear of crime, and to reduce reoffending.

Community Safety work encompasses Anti-Social Behaviour, disorder and the misuse of drugs, alcohol, and other substances.

The findings of this assessment have informed the decision to select the 2023-2024 CSP Priorities for Thurrock which will be:

- 1. Tackling disproportionality in relation to Violence Against Women and Girls** – including sexual offences, stalking and rape, whilst recognising that men and boys can also be victims
- 2. Breaking the cycle of Domestic Abuse:** in line with Local Authority duties under the Domestic Abuse Act 2021
- 3. Violence and Vulnerability:** Tackling gang related activity and offensive weapons to reduce drug driven violence
- 4. Reduce harm to and safeguard victims from Hate Crime**
- 5. Tackling Community based Anti-social Behaviour and Safeguarding victims** - including response to car cruising

The following, whilst either not scored or not scoring highly on the matrix, have also been selected as priorities which will benefit from a partnership response across Thurrock

- 6. Counter Extremism and Terrorism:** Preventing Violent Extremism locally *not scored on the risk matrix but remains a Duty on all statutory agencies and a National risk and a government and policing priority*
- 7. Human Trafficking and Modern Day Slavery and Organised Immigration Crime** *not scored; however this is a hidden harm, known to be a risk area and a member priority*
- 8. Safer Streets through Increased Visibility and Community Engagement** *links to VAWG agenda, responding to ASB concerns and public perception*
- 9. Tackling offending** –reducing offences in relation to theft (predominantly burglary and vehicle crime) *statutory requirement for CSPs in relation to reduction in reoffending, not scored as cuts across all crime types. National and Local priority.*

To assist in the identification of the community safety priorities, a risk matrix of crime types was completed. A risk matrix is a visual risk assessment tool that allows the user to define the level of risk associated to multiple factors (e.g. types of crime), against a range of criteria.

The following areas scored the highest for Thurrock (*appendix 1 refers*)

Figure 1:

Factors	Score	Rank
Violence against the person	21	1
Domestic Abuse	20	2
Sexual Offences	19	3
Possession of weapons offences	18	4
Drug offences	15	5
Hate Crime HO Definition	15	5
ASB (Police)	9	7

In comparison the priorities from 22/23 were:

1. Tackling disproportionality in relation to Violence Against Women and Girls – including sexual offences, stalking and rape, whilst recognising that men and boys can also be victims
2. Breaking the cycle of Domestic Abuse: in line with the Domestic Abuse Duty and needs assessment
3. Violence and Vulnerability: Tackling gang related activity and offensive weapons to reduce drug driven violence
4. Counter Extremism and Terrorism: Preventing Violent Extremism locally
5. Reduce harm to and safeguard victims from Hate Crime – including Sex/Gender based hate crime
6. Tackling Community based Anti-social Behaviour and Safeguarding victims - including off road motorbike nuisance
7. Human Trafficking and Modern Day Slavery and Organised Immigration Crime
8. Safer Streets through increased visibility and community engagement
9. Tackling Offending – reducing high volume crimes e.g. burglary

With the following identified as Emerging Areas of Concern:

- E-scooters (member and resident concerns) data to be included in strategic assessment and reflected in safer streets work
- Drink spiking for monitoring

Our annual report summarising delivery against these priorities is at *appendix 2*

Crime Severity Scores

Data Source:

www.ons.gov.uk/peoplepopulationandcommunity/crimeandjustice/datasets/crimeseverityscoreexperimentalstatistics

Crime Severity Scores, as developed by the Office of National Statistics, can be used to show which crime types have the highest impact on society, and which require the greatest allocation of police resources. They can therefore help inform the strategic decision-making process. Thurrock has a crime severity score of 16.7 and an offence rate of 96.1 per 1000 population. This compares to Essex 16.5 crime severity score / 90 offences / 1000 and to Eastern Region a crime severity score of 13.5 and 77 crimes / 1,000.

The highest harm crimes for Thurrock are violence against the person and theft offences.

2 BACKGROUND INFORMATION

2.1 The Partnership

In addition to the statutory partners of Thurrock Council, Essex Police, Essex County Fire and Rescue Service, the Probation Service and Mid and South Essex Integrated Care Board the Partnership maintains links to the voluntary sector, business partners and our communities through the CVS and Independent Advisory Group to Essex Police.

2.2 Legislative Changes

The partnership should be aware of the following recent government activities:

- Following on from the Police & Crime Commissioner Review Part 2, the review of Community Safety Partnerships by the Home Office has been paused during recent ministerial changes and is expected to re-commence Autumn 2022. This review aims to identify how (if at all) they can increase their overall effectiveness in protecting local communities from crime and ASB.
- The Home Office has announced its intention to refresh and update the UK's counterterrorism strategy, CONTEST, which covers all four elements of the UK's counterterrorism approach: Prevent, Pursue, Protect and Prepare. The updated strategy is expected to be published in 2023 and will consider findings from a series of important reviews, including the Manchester Arena Inquiry and Independent Review of Prevent. Consultation arrangements have not been announced. The Home Office has now published the Independent Review of Prevent ¹
- The Serious Violence Duty requires local authorities, the police, fire and rescue authorities, specified criminal justice agencies and health authorities to work together to formulate an evidence based analysis of the problems associated with serious violence in a local area, and then produce and implement a strategy detailing how they will respond to those particular issues. The Strategy for Essex is being developed by the Violence & Vulnerability Unit, with the aim to finalise by March 2023 in line with the requirements of the duty. Thurrock aims to have its first draft of our local strategy by June 2023 to be published by January 30th, 2024, in line with the requirements of the duty.
- The new guidance from the Government's Joint Combatting Drugs Unit requires the creation of a Combatting Drugs Partnership in each area to ensure local delivery of the National Drug Strategy "From Harm to Hope." These partnerships will be responsible for delivering a joint local needs assessment and agreeing a local drugs strategy delivery plan.

2.3 Police Fire and Crime Commissioner

The priorities set out in the Police & Crime Plan 2021-2024 are as follows:

- Further investment in crime prevention
- Reducing drug driven violence
- Protecting vulnerable people and breaking the cycle of domestic abuse
- Reducing violence against women and girls
- Improving support for victims of crime
- Protecting rural and isolated areas
- Preventing dog theft
- Preventing business crime, fraud and cyber crime
- Improving safety on our roads

¹ [Independent Review of Prevent's report and government response - GOV.UK \(www.gov.uk\)](https://www.gov.uk/government/reviews/independent-review-of-prevent)

- Encouraging volunteers and community support
- Supporting our officers and staff
- Increasing collaboration

2.4 Essex Police

The Crime Prevention Strategy has five strategic aims (or “assets”):

- We will promote safer communities
- We will cut crime and criminality
- We will evolve our workforce, culture and infrastructure
- We will support Safer Essex to realise partnership capabilities and capacity
- We will support ECVS to unlock community potential, develop and deliver community led solutions.

Across the five strategic aims, the Crime Prevention Strategy covers 14 priority areas organised into four categories:

- Serious Violence
 - Knife crime
 - Rape
 - Night-time economy
- Organised Crime
 - County lines / exploitation
 - Serious organised crime
 - Cybercrime and fraud
- Complex Needs
 - Child abuse / child sexual exploitation
 - Domestic abuse
 - Drugs and alcohol
 - Mental health
- Vulnerabilities
 - Places
 - Dwelling burglary and street robbery
 - Prevent
 - Hate crime

2.5 Essex County Fire & Rescue Service

The Essex County Fire & Rescue Plan sets out the following priorities:

- Protection and response
- Improve safety on our roads
- Help the vulnerable to stay safe
- Promote positive culture in the workplace
- Develop and broaden the roles and ranges of activities undertaken by the service
- Be transparent, open and accessible
- Collaborate with our partners
- Make the best of our resources

2.6 Safer Essex

Safer Essex has the strategic lead for co-ordinating the partnership response to community safety issues and initiatives across Essex, Southend and Thurrock. Safer Essex acts as the county-wide Strategy Group for community safety.

Safer Essex brings together key partner organisations / stakeholders to work jointly and effectively to facilitate a collaborative approach between agencies and partnerships in delivering the following community safety outcomes:

- i. Prevent crime and anti-social behaviour
- ii. Prevent fires from happening
- iii. Understand and tackle hate crime
- iv. Understand and tackle violence, including violence against women and girls
- v. Improve community confidence in the multi-agency response to community safety issues
- vi. Continue to deliver effective Community Safety Hubs across Greater Essex

3 POPULATION

3.1 Borough Profile

Data Source: Thurrock Council

Situated on the banks of the river Thames and bordering Essex, East London and Kent, the borough has over 18 miles of riverfront, scenic countryside and a rich cultural heritage. Grays, Tilbury, Purfleet-on-Thames, Corringham and Stanford-le-Hope are the main towns in the borough. Rural, picturesque villages and market towns are set into the 70% of the borough which is green belt. Nature reserves, heritage locations and sites of special scientific interest abound.

- Thurrock's population increased by 11.6% from 157,700 in 2011 to 176,000 in 2021.
- 69,500 households and 7,000+ businesses
- 35 minutes by train to the City of London
- 26,000 new jobs and 32,000 new homes needed within 20 years
- Business growth – 1,310 new businesses over the last 5 years
- Leading centre in ports & logistics, retail and creative industries
- Location of one of 8 Freeports – Thames Freeport
- Strategic partner in Association of South Essex Local Authorities (ASELA), South East Local Enterprise Partnership and Thames Estuary plans
- Thurrock Council is one of the largest local employers with over 2,500 staff – 67% of whom are residents
- Council owns 10,000 council houses including 1,200 sheltered and extra care homes
- Council has 49 councillors covering 20 wards: Conservative: 30 seats, Labour: 14 seats, Thurrock Independents: 3 seats, Other: 2 seats.
- Elections are held three out of every four years. The next fallow year is 2025.
- Borough has two parliamentary constituencies: Thurrock (Jackie Doyle-Price MP) and South Basildon and East Thurrock (Stephen Metcalfe MP)

3.2 Population Profile

Data Source: The Office of National Statistics (ONS) is responsible for [Census 2021 data](#) and publishes regular updates.

Summary of population of Thurrock is below:

Thurrock has a diverse population that is increasing by over 10% every decade and is becoming more and more diverse with 66.2% of residents identifying as White British in 2021 compared to 80.91% in 2011.

In 2001, our population was 143,300, and by the time of the Census in 2011 it had risen to 157,700. Since then it has increased by 11.6%, with the Census of 2021 reporting the population to be 176,000.

- 51% of our population are female and 49% male
- 21% are aged 0-14, 11% aged 15 -24 and 14% are 65 years or older

Figure 2: Population Identity:

Ethnic group - Census Maps, ONS.	Thurrock	Region	England
White: British	66.20%	78.49%	73.54%
White: Irish	0.60%	0.91%	0.87%
White: Gypsy or Irish Traveller	0.20%	0.14%	0.11%
White: Roma	0.20%	0.15%	0.18%
White: Other White	9.60%	6.78%	6.35%
Total: White	76.80%	86.48%	81.05%
Black: African	9.20%	1.87%	2.6%
Black: Caribbean	1.20%	0.66%	1.1%
Black: Other Black	1.40%	0.38%	0.52%
Total: Black, Black British, Black Welsh, Caribbean or African	11.80%	2.92%	4.22%
Asian: Bangladeshi	1.40%	0.8%	1.11%
Asian: Chinese	0.60%	0.61%	0.76%
Asian: Indian	2.30%	2.16%	3.26%
Asian: Pakistani	1.20%	1.57%	2.78%
Asian: Other Asian	1.50%	1.27%	1.69%
Total: Asian, Asian British, or Asian Welsh	7.00%	6.41%	9.61%
Total: All Mixed or Multiple ethnic Groups	3.00%	2.84%	2.96%
Total: All Other ethnic group	1.50%	1.36%	2.18%

Religion - Census Maps, ONS	Thurrock	Region	England
Christian	51.70%	46.70%	46.2%
No religion	34.70%	40.2%	37.2%
Did not answer	5.20%	6.10%	6%
Muslim	4.90%	3.7%	6.5%
Hindu	1.4%	1.4%	1.8%
Sikh	1.2%	0.4%	0.9%

Main language - Census Maps, ONS	Thurrock	Region	England
English	88.69%	89.61%	87.9
Romanian	2.90%	0.98	0.82
Polish	1.51%	1.06	1.05
Lithuanian	1.44%	0.48	0.21

3.3 Health Profile

Data Source: Thurrock Health and Well Being Strategy

www.thurrock.gov.uk/sites/default/files/assets/documents/hwb-strategy-2022-v01.pdf

Appendix 1 of the strategy details Thurrock compared with England and the east across a range of health indicators. Notably for this strategy at 35.5 violent offences per 100,000 population we are considerably worse than East of England at 28.8 and England at 29.5

The strategy highlights that the playing field is not level in many key areas that impact each one of the council's priorities of People, Place and Prosperity.

- Smoking and obesity are key drivers of unequal health outcomes. Both smoking and obesity are significantly worse in Thurrock than across England and drive premature deaths from health conditions such as heart disease.
- Around two thirds of people with long term health conditions such as high blood pressure and mental ill health are not diagnosed and not receiving support. We know that certain communities have higher rates of these conditions including people living in less affluent areas, men, people with learning disability, young people and older adults, unpaid carers, certain minority ethnic groups, LGBTQ+ people
- People who felt most lonely and disconnected from their local community prior to COVID-19 in the UK now have even higher levels of loneliness. This includes young people, people living alone, those on low incomes, those out of work, or those living with a mental health condition and/or learning disability.
- Residents are concerned about the ease of seeing a GP, and we know that access and capacity in primary care differs across the borough, and sometimes within the same Ward. Quality of care also varies for both physical and mental health conditions.
- Educational attainment is generally good across Thurrock, but children who are NEET, have SEND, are Children Looked After or In Need, and from some minority ethnic groups do not achieve the same levels as their peers. While overall, 61% of GCSE pupils in Thurrock achieved 9-4 in 2019, only 10% of pupils with three disadvantages did.
- The proportion of adults in employment, the claimant count and the impact of economic growth varies between communities in Thurrock. Groups that experience inequality in employment include 18 to 24 year-olds, those living with a physical or learning disability and those with chronic diseases such as serious mental illness and musculoskeletal conditions.
- Housing affordability is a major challenge in Thurrock, with over half of households not being able to purchase a home in the borough. The fear and risk of crime continues to be a challenge for many community groups.
- The rates of recorded violent crimes are higher in Thurrock compared to England and have risen sharply since 2013. The Thurrock Youth Offending Service are seeing young people with a more entrenched pattern of offending and a greater degree of complexity and risk. National data indicates that 1 in 5 working-age women have experienced sexual violence

4 PUBLIC PERCEPTION

4.1 Local Area Survey

Data Source: Health and Well Being Strategy 2022 Consultation

www.thurrock.gov.uk/sites/default/files/assets/documents/hwb-strategy-2022-consultation-v01.pdf

This report sets out feedback provided by Thurrock residents on proposals that have been developed to support the refresh of Thurrock's Health and Wellbeing Strategy (HWBS). Key findings regard The Environment are summarised as:

- The need to consider how to mitigate the impact of housing and commercial developments by ensuring that supporting infrastructure is in place and developments consider health and wellbeing was raised by a number of respondents throughout the consultation process.
- Providing access to green and open spaces, public transport and active travel across the borough was also a key theme in feedback provided on proposals for this domain.
- Opportunities for people to remain active and socialise in a safe environment was acknowledged as a key factor for supporting people's health and wellbeing,
- The importance of supporting improvements in Air Quality across the Borough.

From the Violence and Vulnerability listening project with young people in Thurrock 2021 young people told us:

- Their no. 1 concern was knife crime/getting stabbed. 50% said they were worried about being exploited by gangs.
- Koala Park was highlighted as an area for environmental improvements to improve feelings of safety

Our plan for 2023/4 will respond to the findings of the 2022 survey (not yet published)

4.2 Essex Police Public Perceptions Survey

Data Source: Essex Police Public Perceptions Survey 2017/18 – 2021/22

Thurrock Q4 2021/22 Public Perception Survey Results









Source: Thurrock Community Safety and Engagement Officers

The following dashboard summarises data collected as part of the Essex Police Public Perceptions Survey 2017/18 – 2021/22. The results represent the combined sample of interviews across each year. The annual sample size for the survey is 7,710 Essex residents – approx. 550 annually from each of the 14 Districts. Significant trends have been highlighted in the Key Insights section – changes of (+/-) 6% should be considered significant.

Key Findings:

- Residents who think local police are doing a good or excellent job increased to 78% from 74%
- 71% agree they have confidence in the police in this area, a 1% decrease on previous year
- The proportion of Thurrock residents surveyed who think crime and ASB has become more of a problem increased significantly from 22% to 33% - second highest District
- Around half (55%) agree EP understand issues affecting their community – down significantly from 71% in 2020/21
- Over three-quarters (76%) think a regular uniformed police presence is very important – joint highest District

Figure 3: Q4 21/22 public perception survey

Question	Year ending March 2022	Year ending Mar 2021	% Change
Confidence in local Policing (% strongly/tend to agree)	71%	73%	-2% 
Importance of a regular uniformed police presence in the area (% very important)	73%	71%	2% 
Essex Police understand the issues that affect your community (% strongly/tend to agree)	55%	71%	-16% 
Feel informed about what the Police are doing in my local area (% very/fairly informed)	40%	35%	5% 
Police in this area are doing a good/excellent job	78%	74%	4% 
Essex Police are dealing with Crime and ASB (% strongly/tend to agree)	50%	53%	-3% 
Feel Crime and ASB have become more of a problem in your area in the last 12 months	33%	22%	11% 
Confidence in receiving a good service from Essex Police (% very/fairly confident)	72%	74%	-2% 

StreetSafe is a service for anyone to anonymously tell Essex Police about public places where residents have felt or feel unsafe, because of environmental issues, e.g. street lighting, abandoned buildings or vandalism and/or because of some behaviours, e.g. being followed or verbally abused.

Key Findings:

- Continue to promote Street Safe enabling people to report confidently where they do not feel safe www.essex.police.uk/notices/street-safe/street-safe/
- Continue to see more involvement from the Community Policing Team & Town Centre Team at engagement events alongside the Community Safety and Engagement Officers alongside partners

5 CRIME AND ASB DATA

5.1 Crime Data

Source: Essex Police Performance Analysis Unit.

Figure 4: Force wide performance summary for 12 months ending September 2022

Crime Type	2021	2022	# diff.	% diff.
Anti-Social Behaviour (incidents)	50849	24531	-26318	-51.8
All Crime (excl. Action (NFIB) Fraud)	153683	167641	13958	9.1
- State Based Crime	27510	28059	549	2.0
- Victim Based Crime	126173	139582	13409	10.6

Of which 18.3% of All Crime was in relation to Domestic Abuse

Figure 5: Thurrock performance summary for 12 months ending September 2022

Crime Type	2021	2022	# diff.	% diff.
Anti-Social Behaviour (incidents)	5378	2542	-2836	-52.7
All Crime (excl. Action (NFIB) Fraud)	15919	17070	1151	7.2
- State Based Crime	2532	2598	66	2.6
- Victim Based Crime	13387	14472	1085	8.1

Of which 16.3% of All Crime was in relation to Domestic Abuse

Thurrock compares favourably to Essex with a greater reduction in ASB and a lower % increase in crime.

Figure 6: The key comparator areas of note are summarised below:

Crime type	% change Essex Force	% change Thurrock
Violence Against the Person	+5.7%	-1.4%
Sexual Offences	+11.1%	-3.6%
Hate Crime	+8.4%	+7.9%
Domestic Abuse	+4.6%	-3.0%
Possession of Weapons	+33.6%	-8.7%

This table is a performance summary designed to provide an understanding of how Thurrock district is performing within each crime type. The 12 month rolling data relates to data in a 12 month period ending at the last day of September 2022.

Data Source: Essex Police

In Essex, a total of 167,641 offences (excl. Action Fraud) were recorded by Essex Police, of which 17,070 (10%) were recorded in Thurrock (the 4th highest of all 14 areas, however at 6.74% increase in crime was better than the Force average of 8.22%)

Figure 7: Essex Offences by District

Area	Offences			
	Oct20 to Sept21	Oct21 to Sept22	# diff.	% diff.
Basildon	18,492	20,411	1,919	9.4%
Braintree	10,539	11,572	1,033	8.9%
Brentwood	5,384	5,800	416	7.2%
Castle Point	5,772	6,082	310	5.1%
Chelmsford	14,408	15,909	1,501	9.4%
Colchester	16,883	19,029	2,146	11.3%
Epping Forest	10,592	10,433	-159	-1.5%
Harlow	10,230	11,501	1,271	11.1%
Maldon	3,562	3,864	302	7.8%
Rochford	4,298	4,696	398	8.5%
Southend	19,327	21,225	1,898	8.9%
Tendring	13,497	14,410	913	6.3%
Thurrock	15,919	17,070	1,151	6.7%
Uttlesford	4,467	5,112	645	12.6%
Essex (Excl Stanstead)	153,370	167,114	13,744	8.2%

Thurrock

Figure 8 below is a performance summary designed to provide an understanding of how Thurrock is performing within each crime type. The 12 month rolling data relates to data in a 12 month period ending at the last day of September 2022.

Victim Based Crime	Offences			
	2021	2022	# diff.	% diff.
Violence Against the Person	6524	6435	-89	-1.4
- Homicide	2	2	0	0.0
- Violence with Injury	1315	1410	95	7.2
- Death or Serious Injury caused by unlawful driving	4	1	-3	-75.0
- Violence without Injury	2667	2864	197	7.4
- Stalking and Harassment	2536	2158	-378	-14.9
Sexual Offences	522	503	-19	-3.6
- Rape	237	218	-19	-8.0
- Rape - Under 16 yrs.	68	59	-9	-13.2
- Rape - Over 16 yrs.	169	159	-10	-5.9
- Other Sexual Offences	285	285	0	0.0
Robbery	160	169	9	5.6
- Robbery of business property	8	12	4	50.0
- Robbery of Personal Property	152	157	5	3.3
Theft Offences	4632	5669	1037	22.4
- Burglary	692	678	-14	-2.0
- Burglary Residential	493	482	-11	-2.2
- Burglary Business & Community	199	196	-3	-1.5
- Burglary Dwelling (pre-Apr 17 definition)	312	297	-15	-4.8
- Burglary Other (pre-Apr 17 definition)	380	381	1	0.3
- Vehicle Offences (incl. Interference)	1758	2176	418	23.8
- Theft from a Vehicle	737	987	250	33.9
- Theft of a Vehicle	759	853	94	12.4
- Vehicle Interference	262	336	74	28.2
- Theft	2182	2815	633	29.0
- Theft from the Person	118	121	3	2.5
- Theft of Pedal Cycle	105	104	-1	-1.0
- Shoplifting	1003	1235	232	23.1
- Other Theft	956	1355	399	41.7
Criminal Damage inc. Arson	1549	1696	147	9.5
- Criminal Damage	1400	1520	120	8.6
- Arson	149	176	27	18.1
Racial/Religiously Aggravated Offences	249	316	67	26.9
Hate Crime HO Definition	492	531	39	7.9
Domestic Abuse	2876	2790	-86	-3.0
- High Risk Domestic Abuse	295	336	41	13.9
- Medium Risk Domestic Abuse	362	383	21	5.8
- Standard Risk Domestic Abuse	2083	1974	-109	-5.2
- No Risk Assessment	136	97	-39	-28.7

State Based Crime		Offences		
Crime Type	2021	2022	# diff.	% diff.
Drug Offences	471	460	-11	-2.3
- Trafficking of Drugs	122	153	31	25.4
- Possession of Drugs	349	307	-42	-12.0
Possession of Weapons	127	138	11	8.7
Public Order	1551	1633	82	5.3
Miscellaneous Crimes against Society	383	367	-16	-4.2

Figure 9: Crime data for Thurrock by Beat code

Beat Area	Crime	Rank	%
Tilbury	712	16	11%
Belhus	567	15	8%
Chadwell St Mary	504	14	8%
Ockendon	500	13	7%
West Thurrock/ Purfleet & Lakeside	500	12	7%
Grays South	500	11	7%
Grays North	471	10	7%
Chafford Hundred and North Stifford	444	9	7%
Aveley	441	8	7%
Grays Central	438	7	7%
Corringham West	390	6	6%
Stanford Le Hope	350	5	5%
East Tilbury	320	4	5%
Grays East	223	3	3%
Orsett / Horndon / Bulphan	165	2	2%
Corringham East	148	1	2%

5.2 iQuanta Comparison Data

Source: iQuanta **OFFICIAL SENSITIVE - Provisional data before it is finalised and published by the Office for National Statistics**

This data can only be shared with partners for operational purposes and is redacted for publication.

5.3 Anti-Social Behaviour Data

Essex Police

Data Source: Essex Police

In Essex, a total of 24,576 ASB incidents were recorded by Essex Police, of which 2,543 (10.3%) were recorded in Thurrock.

Figure 10: ASB by Incident type

Incident Type	Essex	Thurrock	Ranking	% of Essex
ASB – Environment	1,060	125	14	11.7%
ASB – Nuisance	7,572	785	11	10.3%
ASB – Personal	15,944	1633	11	10.2%
Total	24,576	2543		

Across Essex, there was a reduction in incidents of -26,318 (-51.8%), compared to Thurrock where there was a reduction in incidents of -2,836 (-52.7%). It should be noted that the significant reduction in offences is due to the way that Covid related breaches were recorded, resulting in higher than usual numbers in the previous year.

Note: all data in this section excludes the 422 incidents recorded at Stanstead Airport in this period.

Figure 11: ASB Type by month in Thurrock:

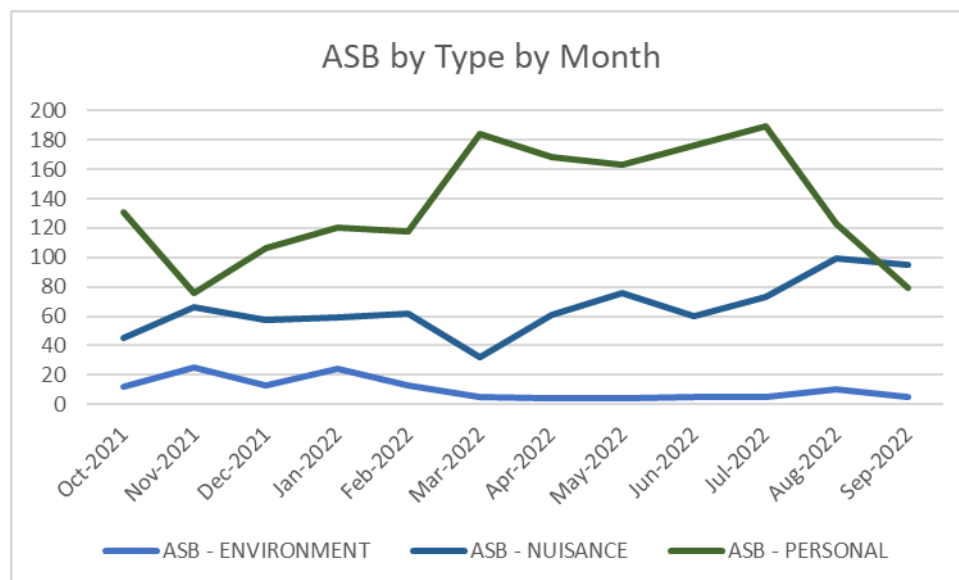


Figure 12: Environment

ASB - Environment	No.	% of Essex
Thurrock	125	12.1%
Chelmsford	112	10.8%
Southend	111	10.7%
Colchester	100	9.7%
Basildon	92	8.9%
Tendring	89	8.6%
Braintree	87	8.4%
Epping	81	7.8%
Harlow	61	5.9%
Brentwood	50	4.8%
Uttlesford	45	4.4%
Rochford	29	2.8%
Castle Point	26	2.5%
Maldon	25	2.4%
Total (excl Stanstead)	1,033	

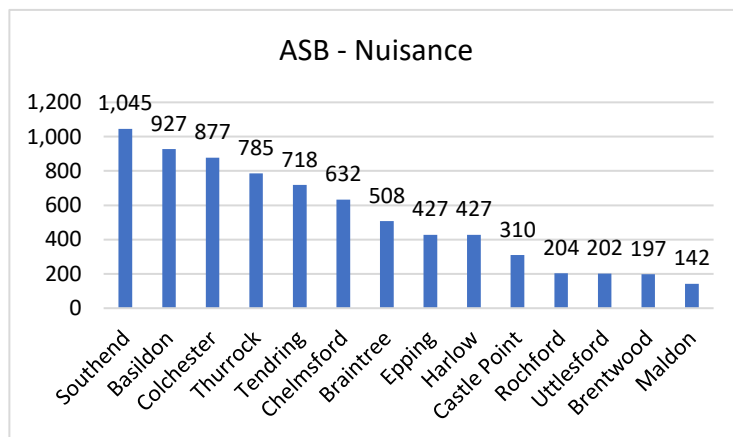
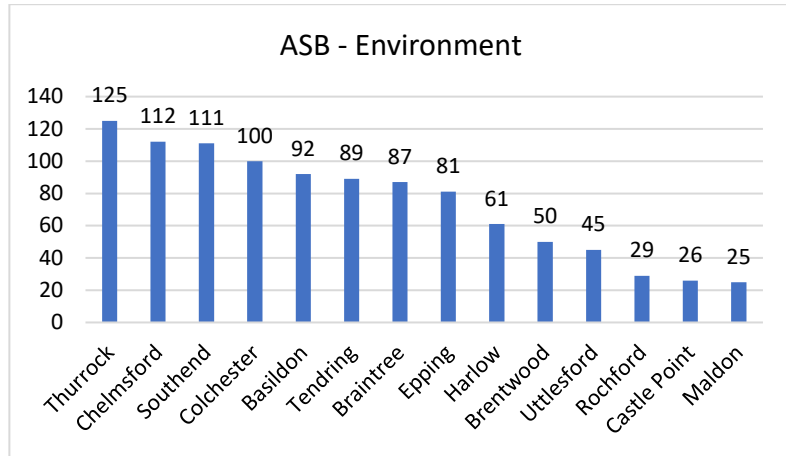


Figure 13: Nuisance

ASB - Nuisance	No.	% of Essex
Southend	1,045	14.1%
Basildon	927	12.5%
Colchester	877	11.8%
Thurrock	785	10.6%
Tendring	718	9.7%
Chelmsford	632	8.5%
Braintree	508	6.9%
Epping	427	5.8%
Harlow	427	5.8%
Castle Point	310	4.2%
Rochford	204	2.8%
Uttlesford	202	2.7%
Brentwood	197	2.7%
Maldon	142	1.9%
Total (excl Stanstead)	7,401	

Figure 14: Personal

ASB - Personal	No.	% of Essex
Southend	2,329	14.8%
Basildon	1,935	12.3%
Colchester	1,711	10.9%
Thurrock	1,633	10.4%
Tendring	1,402	8.9%
Chelmsford	1,327	8.4%
Braintree	1,084	6.9%
Harlow	985	6.3%
Epping	959	6.1%
Castle Point	699	4.4%
Brentwood	509	3.2%
Rochford	423	2.7%
Uttlesford	414	2.6%
Maldon	310	2.0%
Total (excl Stanstead)	15,720	

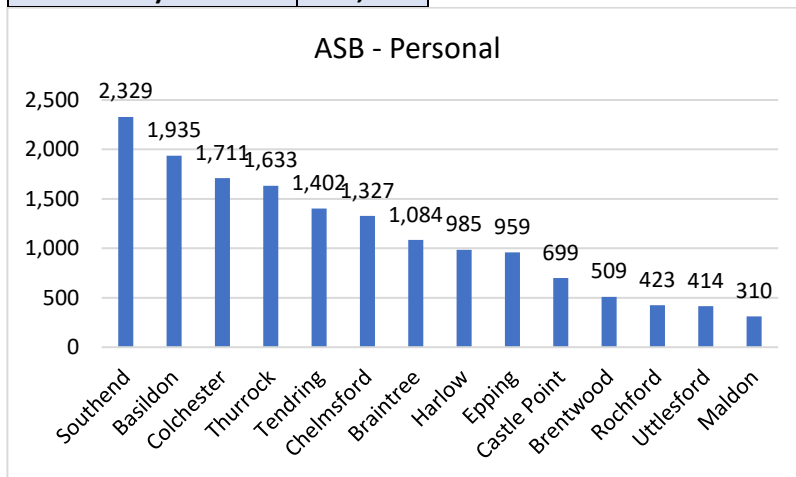


Figure 15: Total

ASB - Total	No.	% of Essex
Southend	3,485	14.4%
Basildon	2,954	12.2%
Colchester	2,688	11.1%
Thurrock	2,543	10.5%
Tendring	2,209	9.1%
Chelmsford	2,071	8.6%
Braintree	1,679	7.0%
Harlow	1,473	6.1%
Epping	1,467	6.1%
Castle Point	1,035	4.3%
Brentwood	756	3.1%

Uttlesford	661	2.7%
Rochford	656	2.7%
Maldon	477	2.0%
Total (excl Stanstead)	24,154	

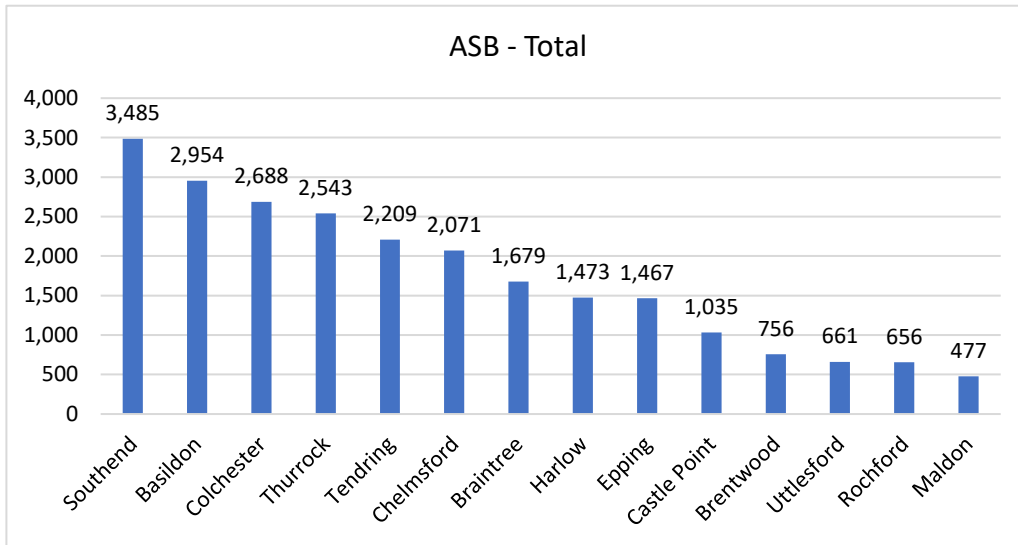


Figure 16: ASB by beat code:

Beat Area	ASB	Rank	No
West Thurrock/ Purfleet & Lakeside	378	16	15%
Tilbury	348	15	14%
Grays South	259	14	10%
Stanford Le Hope	194	13	8%
Grays North	167	12	7%
Corringham West	161	11	6%
Chadwell St Mary	153	10	6%
Ockendon	150	9	6%
Chafford Hundred and North Stifford	127	8	5%
East Tilbury	127	7	5%
Aveley	122	6	5%
Belhus	115	5	4%
Grays Central	94	4	4%
Grays East	69	3	3%
Orsett / Horndon / Bulphan	49	2	2%
Corringham East	47	1	2%

Operation Caesar

OP Caesar is a police led operation focusing on addressing hot spot areas in relation to off road motorbike nuisance. For 12 months ending Sept 22 there were 237 reports

Figure 17: Op Caesar Monthly reported incidents from August 2021 to December 2022

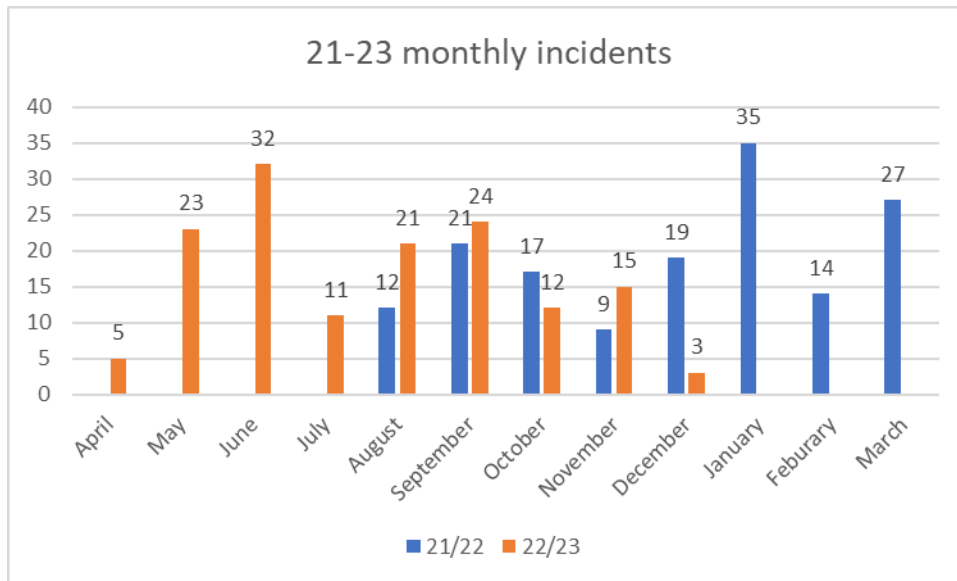
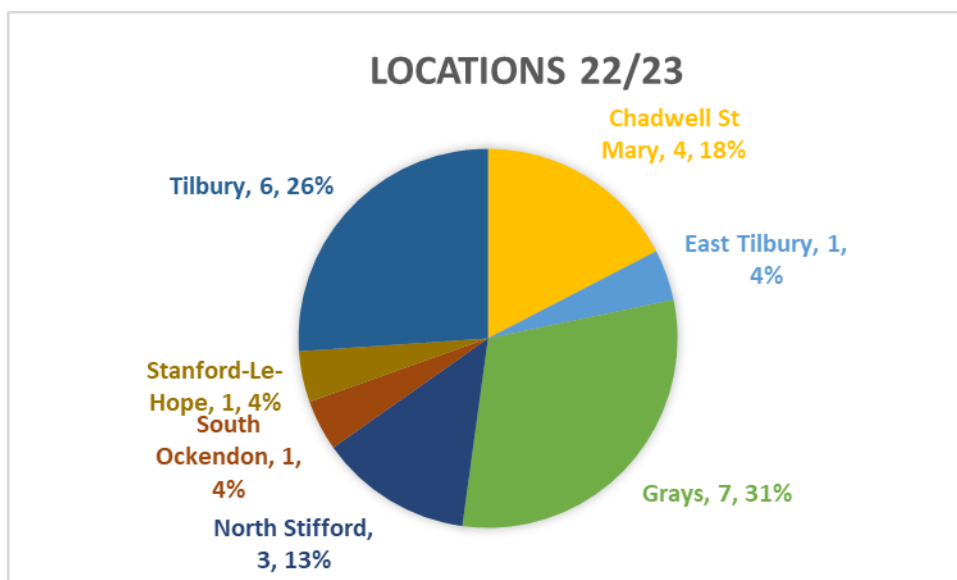


Figure 18: Reported incidents by location from April – Dec 2022



Operation Irish Lions

OP Irish Lions is a police led operation with support from Thurrock Council Environmental Enforcement Officers focusing on addressing the issues of car cruising in West Thurrock where there is an active Public Space Protection Order. For 12 months ending Sept 22 there were 111 reports

Figure 19: Op Irish Lions Monthly reported incidents from July 2021 to December 2022



Thurrock Council ASB reported incidents

Data Source: Thurrock Council Housing – ASB Team

Number of ASB cases

For the period between 1 October 2021 and 30 September 2022, Thurrock Council housing dealt with 401 complaints of anti-social behaviour in respect of council housing stock and tenants. Of those 401, 32 remain open cases.

ASB cases by Ward

The top five wards for reporting ASB were Chadwell St Mary, Belhus, Ockenden, Grays Thurrock and Tilbury St Chads. Little Thurrock Rectory generated the lowest number of complaints followed by Orsett.

Figure 20: ASB by ward

Ward	No. Of Complaints
Chadwell St Mary	55
Belhus	65
Tilbury Riverside and Thurrock Park	14
Little Thurrock Blackshots	17
Stanford East And Corringham Town	13
Grays Riverside	14
Ockendon	49
Tilbury St Chads	31
Aveley And Uplands	20
West Thurrock and South Stifford	16
Stifford Clays	17
Stanford Le Hope West	25
Orsett	4
East Tilbury	11
Grays Thurrock	47
Little Thurrock Rectory	3
Total	401

ASB cases by category

The most reports received were in priority one was in relation to nuisance from neighbours followed by drugs and aggressive behaviour.

In terms of priority two, noise reports are second only to neighbour nuisance and indicates that as people are more likely to work from home, this is generating a high volume of casework in this category. The ASB Team have developed a 'person-centred' approach to dealing with this type of casework and this approach has been endorsed by the Ombudsman's Spotlight on Noise. Further detail of the approach is detailed below

Figure 21: Priority Level Category of Complaint No of Reports

Priority Level	Category of Complaint	No of Reports
1	Aggressive Behaviour	41
	Neighbour Nuisance	110
	Drugs	44
	Threats to Others	18
	Threats to staff	4
	Criminal Damage	12
	Assault	15
	Youth Nuisance	25
	Harassment	8
	Gang Activity	6
	Hate crime Racial	12
	Hate Crime Homophobic	2
	Hate Crime Disability	1
	Intel drugs	6
	Total P1	304
2	Noise	74
	Vandalism	3
	Abusive Language	5
		Total P2
3	Pet nuisance	9
	Communal area misuse	4
	Overgrown gardens	2
	Total P3	15

Spotlight on noise nuisance

On 24 October 2022, the Housing Ombudsman published its report on dealing with noise. They highlight that most reports are of a nature that indicates everyday household noise and that this is 'unfair.' It criticises landlords who use the ASB process to tackle these issues, as dealing with casework as ASB, when it is not. It recommends that landlords have a separate strategy for handling non-statutory noise 'seriously, sensitively and proportionately' to avoid long running disputes and high expectations that enforcement action is possible in such cases. You can read the full report here: <https://www.housing-ombudsman.org.uk/about-us/corporate-information/publications/spotlight-on-reports/spotlight-on-noise-complaints/>

On 4 May 2021, the housing ASB team recruited a specialist noise officer to focus solely on noise nuisance cases. They indicated that there was often an underlying reason for the complaint or the behaviour which generated the complaint. The reason was often a requirement for alternative interventions including onward referrals for support, practical solutions (for example carpeted floors) or interventions, which did not and would not, lead to enforcement activity.

As a result, on 1 February 2022, the Noise Officer role was transferred to the Housing Safeguarding Team to develop a process, which triaged cases from the point of view of safeguarding residents rather than enforcement of the terms and conditions of the tenancy agreement. Whilst some non-statutory noise cases will continue to be enforced, the vast majority will not. These cases can be characterised as those reporting loud washing machines at night, residents moving around at night and loud televisions.

Thurrock Council had already implemented the recommendations into our processes, eight months before the Ombudsman's report. We are in the process of developing our 'Good Neighbour Policy; to deal with parking and boundary disputes alongside noise and neighbour dispute complaints.

In response to the Ombudsman's report we are in the process of developing our 'Good Neighbour Policy; to deal with parking and boundary disputes alongside noise and neighbour dispute complaints.

Thurrock Council – Environmental Enforcement Team

Achievements / Operations

Environmental Enforcement Officers (EEOs) from Thurrock Councils Enforcement Team have both led and supported multiple partnership operations aimed at reducing and tackling Crime, ASB and environmental offences.

A summary of the enforcement partnership operations has been provided below:

- **Operation Agnes** - Working in close partnership with Essex Police to address environmental offences such as fly tipping and unlicensed waste carriers.
- **Operation Abercrombie** - To target and reduce graffiti offences, to evidence and quickly removing tags.
- **Operation Abbey**- Removal and prosecution of fly poster and fly sticker offenders in Grays Town Centre.
- **Operation Adgestone**- to tackle the ASB, Commercial waste in Towers Road and surrounding Industrial area
- **Operation Cue** – Supporting Essex Police operation Caesar targeting garages being used to store stolen vehicles or vehicles concerned in Anti-social behaviour of quad bikes and motorcycles.
- **Operation Cape Jarvis** – working closely with Essex farmers and Rural Engagement Team to tackle fly tipping on rural land
- **Operation Croydon** - To tackle anti-social parking of moped users in Grays Town centre.
- **Operation Canberra**- To address the anti-social HGV parking in Manor Way
- **Operation Fat**- working in partnership with Essex Towns Police Teams to tackle unlawful waste carriers.
- **Operation Capel**- Joint patrols with the Clean and Green Team targeting early morning fly tip hot spots.
- **Operation Irish Lions** – the EEOs have worked with Essex Police on 10 Operation Irish Lions in the 12 months ending March 23, focusing on addressing the issues of car cruising in West Thurrock issuing 30 notices in respect of the PSPO, 3 FPN's, 5 Community Protection warnings and 1 S59.

Operation Canberra

The Manor way is a known hotspot location for HGV nuisance parking, but this area has not been decriminalised, which means the Parking Team is restricted from using their Civil Enforcement

powers at this location. The inability to issue parking related PCNs on The Manor Way makes it an inviting hotspot for HGV nuisance parking, littering and ASB out of hours. Alternative enforcement solutions were required, explored and Operation Canberra was born.

The twilight Officer leads Operation Canberra – an enforcement initiative that successfully gathered vital evidence in support of criminal enforcement action under Section 43 of the Anti-social Behaviour Crime and Policing Act 2014.

Operation Canberra returns

- 301 x Community Protection Warnings (CPW) issued
- 516 x Community Protection Notices (CPN) issued
- 398 x Fixed Penalty Notices (FPNs) issued linked to breach of CPN

Scope of Enforcement Team

A summary of the typical offences and scope of the Enforcement Team has been listed below. This is not an exhaustive list:

- Fly-tipping and accumulated waste on Public Land
- Abandoned Vehicles
- Littering
- Dog Fouling
- Commercial Waste Offences
- Domestic Waste Offences
- Flyposting and Graffiti
- Untaxed vehicle enforcement
- Highway offences
- Community engagement
- Enforcement of PSPOs (Street Drinking, Dog Control Orders & car cruising)
- Travellers and unauthorised encampments.
- Investigate and action trade abuse at the newly insourced Linford HWRC.
- Lead agency delivering partnership operations
- High Vis patrols in support of TCSP (Thurrock Community Safety Partnership) tasking's
- Vehicle seizures linked to fly tipping / Duty of Care
- HGV Enforcement – Operation Canberra as detailed above

In addition, the Environmental Enforcement team currently receives an average of 2,148 Service requests per year along with daily Councillor and MP enquiries and complaints.

They also provide high visibility patrols and average 600 proactive fly tip investigations a year.

There is an additional demand and operational requirement for the team to both lead and support partnership operations aimed at addressing and reducing Enviro Crime and ASB across the Borough, as well as increased Public and Member expectations to deliver robust, flexible enforcement support during core hours, out of hours and in support of the night-time economy.

Enforcement Team Outcomes

Thurrock Council's Environmental Enforcement Team have issued various enforcement notices and issued a large variety of Fixed Penalty Notices in response to environmental and ASB related offences.

The below tables provide a breakdown of enforcement investigations, notices and FPNs issued between **01/04/22 to 31/03/23**

Figure 22: Enforcement team outcomes

Community Protection Warnings	149
Community Protection Notices	251
Abandon Vehicles removed	52
Fly tip investigations	2525
Fixed Penalty Notices for fly tipping	209
FPN for littering:	4320
FPN for breach of CPN	244
FPN for breach of PSPO	59
FPN for Fly Posting	266
FPN for failing to have Waste Carriers Licence	22
FPN Failing to comply with Waste receptacle notice	11
FPN failing to produce waste transfer notes	45
FPN for Abandoned vehicles	43
Unauthorised encampments reported	7
Fixed Penalty Notices progressed to prosecution files for littering offences in the Magistrates Court:	239 prosecutions
Fixed Penalty notices issued by the Council's contractors (District Environmental Services). In the main, fixed penalty notices were issued for littering offences, however they also include the following offences, urination, fly tipping, fly posting and PSPO offences.	FPNs issued x 4160 Fly-tipping x 18, PSPO warning x 4, Fly posting x1 Littering x 4137
Vehicles Seized linked to fly tipping offences	6
Cllr / MP Enquiries / Follow Up	232
Stage 1 / Stage 2 Complaints	20 (non-Upheld)

Twilight enforcement

The Environmental Enforcement Team provided a dedicated twilight Officer (EEO) in support out of hour's enforcement linked to ASB and Environmental offences linked to the evening economy.

The twilight EEO provided key out of hour's patrols and priority enforcement support in relation to:

- Crime and or ASB support patrols e.g.: nitrous dioxide hot spots
- TCSP taskings received by LAG and police partners
- HGV ASB patrols (Op Canberra)
- Weekend enforcement patrols
- ASB hot spot locations to gather and share information and intelligence with partners.
- Protestors

Community engagement

The Community Engagement Officer has provided a dedicated uniformed presence promoting community engagement and acting as a deterrent against Crime and ASB. This Officer has delivered excellent results, improving both internal and external partner relationships and seeking to deliver long term sustainable solutions. The Officer works in close partnership with business owners and act as eyes and ears gathering valuable Intel and information that is shared with Police Partners, resulting in increased arrests.

The below table details the returns the Community Engagement Officer has achieved against their performance measures between April 2022 to March 2023

Annual Returns Year 22/23 (1 x CEO)	Overall Total
Members Enquiries	6
Service Requests	31
FPN's	30
Notices	21
Site visits	2555
KPI (1) Business engagement visits	908
KPI (2) High Vis patrol in hours	605
KPI (3) Intel reports	151
KPI (4) Referrals	319
KPI (5) CCTV interactions	101
KPI (6) Community Surgeries	11
KPI (7) Community Operations	6

Fixed Penalty Notices (by type) issued 21/23	Overall Total
Depositing Litter	4
Failure to Comply with a CPN	3
Fly posting	45
Fly tipping	10
Duty of case Notice	14
Waste Receptacle Notice	3
Total FPNs	78

Plans for 23/24

- Continue to support Partnership Operations detailed above.
- Increased ASB HGV enforcement

Emerging risks

- Loss of engagement officers
- Loss of funding to support the out of hours enforcement (Twilight)
- Continuation of funding to enforce cruisers

5.4 Crimes Committed at Thurrock Railway Stations

Data Source: British Transport Police

This information has been shared with partners only to support operational planning.

5.5 A and E Data

Data Source: Basildon and Thurrock University Hospital (BTUH)

Data relates to Apr – Dec 2022 and is the A&E Cardiff Assault Data only

Due to inconsistencies in data recording this is only being shared with partners, but community should be reassured that this data is viewed monthly and acted on.

Key Findings:

There is a need to work with the Essex Violence and Vulnerability Unit to improve the consistency of data provided by A & E departments in line with the Serious Violence Duty

6 ESSEX COUNTY FIRE & RESCUE SERVICE DATA

6.1 Fire Data

Data Source: Essex County Fire & Rescue Service. Data is for financial year 2021/22.

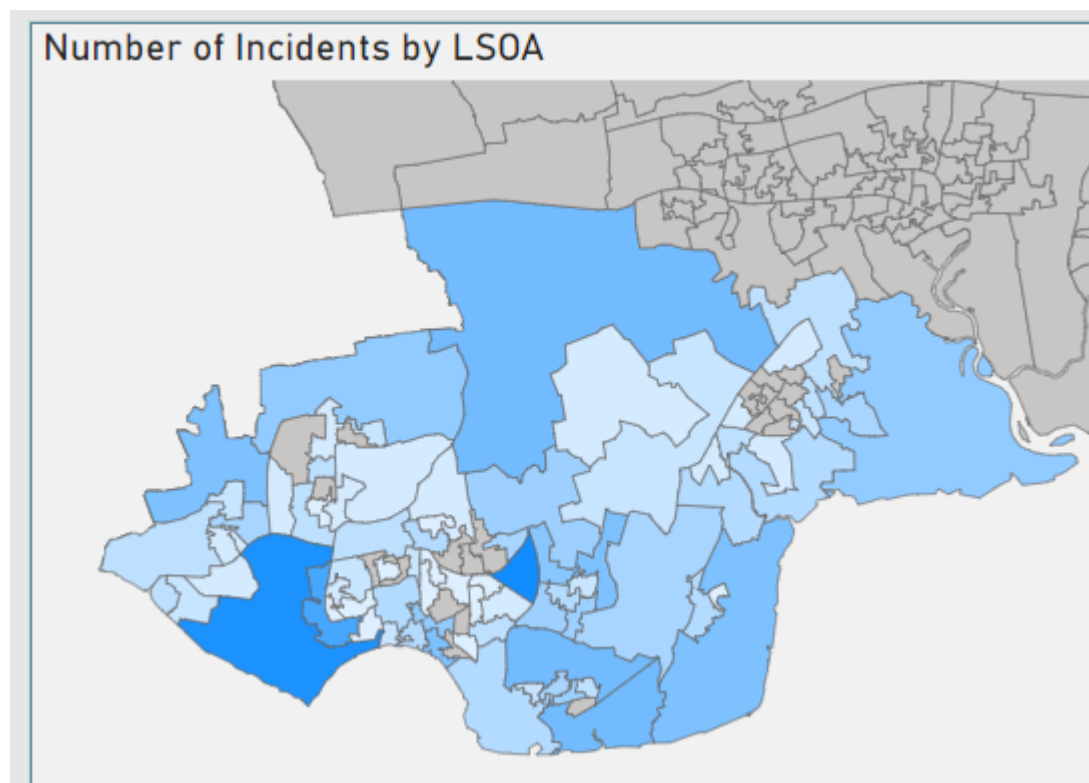
In Essex, a total of 15,327 fire incidents were recorded by Essex County Fire & Rescue Service, of which 1451 (9.4%) were recorded in Thurrock (the 11th highest of all 14 areas).

In Essex, a total of 772 accidental dwelling fires were recorded by Essex County Fire & Rescue Service, of which 72 (9.3%) were recorded in Thurrock (the 11 highest of all 14 areas). There was a total of 8 fatalities from these fires, none of which were recorded in Thurrock. 73 injuries were recorded in Essex, of which 6 were recorded in Thurrock.

For the 12m ending 31/12/22 there were 366 secondary fires (small outdoor fires not involving people or property)².

As per the map below the areas of concern are W Thurrock and Little Thurrock Blackshots.

Figure 23: Incidents by LSOA



Key Findings: There is a lot of data available in relation to secondary fires which should be shared routinely across multi-agency groups for joint action.

² [Fire Service Incidents Dashboard | Essex Open Data](#)

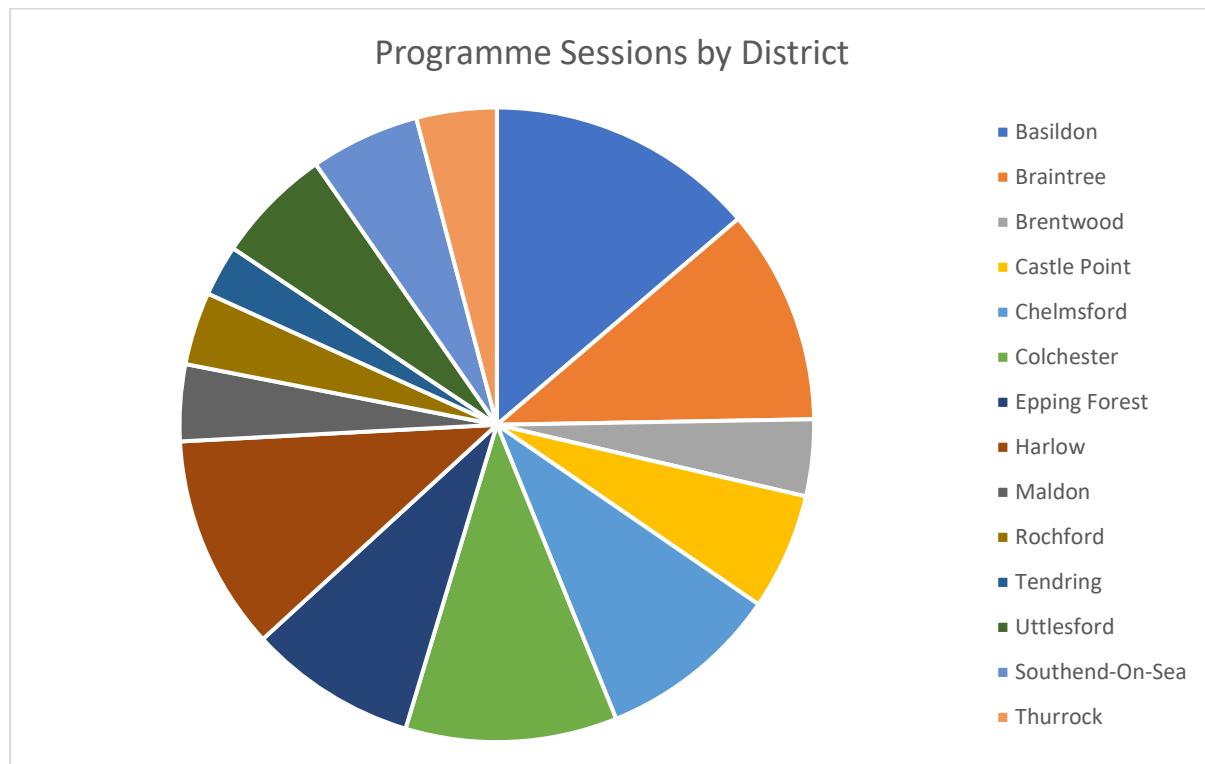
6.2 Fire Prevention Data

Data Source: Essex County Fire & Rescue Service

Education Team Stats for the period of 1 Sep 2022 to 31 Dec 2022 :

- A total of 207 different schools were visited by Education Officers during 01/09/22 to 31/12/22
- The total audience number for the period of 01/09/22 to 31/12/22 is 53,953. This was across 538 sessions.
- October saw the highest engagements, with November the most sessions

Figure 24: Programme delivery by District:



- 22 sessions were delivered in Thurrock across 3 primary schools and 1 secondary. Only 4 areas hosted less.

Figure 25: List of programmes by District:

1st Sep to 31st Dec 2022	Basildon	Braintree	Brentwood	Castle Point	Chelmsford	Colchester	Epping Forest	Harlow	Maldon	Rochford	Tendring	Uttlesford	Southend-On-Sea	Thurrock	
Cyber Safety	14	7	2	11	5	20	3	3	2	9	7	3	0	7	
Gang Awareness	4	5	1	0	2	2	10	0	0	0	0	1	9	5	
Great Fire of London	0	0	0	0	0	0	0	0	0	0	1	0	0	0	
Healthy Relationships	11	4	0	0	1	0	0	0	0	1	0	0	1	0	
Heat of The Moment	0	4	0	0	5	3	0	5	0	0	0	0	1	0	
Home Safety	14	11	1	5	9	12	1	3	2	1	2	2	1	3	
Knife Crime	7	2	3	3	1	3	7	3	0	3	0	2	7	0	
People Who Help Us	2	0	0	0	3	2	1	0	2	1	0	0	0	1	
Respect Assembly	2	3	0	4	1	6	1	4	0	1	0	2	0	3	
RTC & Pedestrian Safety	1	0	0	0	1	1	0	0	0	0	0	0	0	1	
Water Safety	0	0	0	0	0	1	1	0	2	0	0	0	0	1	
Firework/Halloween Campaign	16	23	11	6	22	8	22	37	10	4	4	22	11	1	
Hate Crime	3	0	3	2	0	0	0	4	0	0	0	0	0	0	
Arson	0	0	0	0	0	0	0	0	2	0	0	0	0	0	
Parental Talk	0	0	0	1	0	0	0	0	0	0	0	0	0	0	
Hoax Calls Assembly	0	0	0	0	0	0	0	0	1	0	0	0	0	0	
Totals	74	59	21	32	50	58	46	59	21	20	14	32	30	22	538

Key Findings Schools in Thurrock, in particular secondary schools are not maximising the opportunity for free education sessions in relation to supporting young people to keep themselves safe across a variety of topics offered and take up needs to be encouraged

6.3 Road Safety Data

Data Source: Essex County Fire & Rescue Service. Data is for financial year 2021/22.

In Essex, a total of 1,107 road traffic collisions were recorded by Essex County Fire & Rescue Service, of which 101 (9.1%) were recorded in Thurrock (the 11th highest of all 14 areas).

7 HIDDEN HARMS

7.1 Domestic Abuse and Violence Against Women and Girls

Source: Essex Police Performance Analysis Unit.

The Violence Against Women and Girls problem profile 2021/22 has been shared with the VAWG Board and will be used to inform the strategy but is marked official, this can be shared with partners on request.

Figure 26: Sexual Offences year on year comparison:

Factors – Sexual Offences Oct 21 – Sept 22	Volume		Year on Year		% DA related
	Oct 2020 to Sept 2021	Oct 2021 to Sept 2022	No. Diff.	% Diff	
Sexual Offences Total	522	503	-19	-3.6	28.0
- Rape	237	218	-19	-8.0	49.1
- Rape - Under 16 yrs.	68	59	-9	-13.2	1.7
- Rape - Over 16 yrs.	169	159	-10	-5.9	66.7
- Other Sexual Offences	522	503	-19	-3.6	11.9

Figure 27: Domestic Abuse Offences year on year comparison:

Factors – Domestic Abuse Oct 21 – Sept 22	Volume		Year on Year	
	Oct 2020 to Sept 2021	Oct 2021 to Sept 2022	No. Diff.	% Diff
Domestic Abuse	2876	2790	-86	-3.0
- High Risk Domestic Abuse	295	336	41	13.9
- Medium Risk Domestic Abuse	362	383	21	5.8
- Standard Risk Domestic Abuse	2083	1974	-109	-5.2
- No Risk Assessment	136	97	-39	-28.7

The DA Act 2021 requires all tier 1 local authorities to complete a full needs analysis focussing on safe accommodation. Thurrock completed an assessment in 2021, utilising data from April 2018-March 2021 from a range of partners including: specialist domestic and sexual violence services; the Police; Health; Housing; Children and Adult Services; commissioned services and service users. This assessment has influenced the decision to commission new services of support within safe accommodation for a 3-year period and influenced the Domestic Abuse area of focus within the forthcoming VAWG strategy 2023/26. A new full needs assessment will be carried out in 2024, any amendments to services as a result of the recommendations will be reflected in the VAWG strategy.

A report is also due to the Health and Well-being Board in relation to Domestic Violence and Abuse and the support that is available for victims regardless of sex.

7.2 Hate Crime

Data Source: Essex Police's crime recording system, Athena and Hate Crime Officer, Essex Police for West LPA

This data relates to the 12 months ending 31/10/22

Across Essex there were 4357 Hate Crime Offences (as defined by the Home Office) in the year ending October 2022 compared to 4303 in the previous 12 months. This was a decrease of 1.3%.

In Thurrock there were 495 Hate Crime incidents in the year ending October 2022 compared to 511 in the previous 12 months. A decrease of 16 offences, -3.1%.

NB. The detailed tables below include hate incidents and therefore total figures do not align to the above.

Figure 28: Hate Crimes by Type:

Hate Crime Type	No of reported crimes 20/21	No of reported crimes 21/22	% Variance
Racial	445	455	+9.38%
Disability	88	45	-47.06%
Homophobic	64	39	-45.07%
Multiple strands	16	9	-47.06%
Religious	15 (8 Muslim, 3 Jewish, 2 other, 1 Sikh, 1 unknown)	12 (9 Muslim, 3 Jewish)	-20%
Transgender	5	7	+16.67%
Alternative sub culture	1	1	N/C

Figure 29: Hate Crime by Wards – Top 10

Ward	No	Ward	No
West Thurrock and South Stifford	114	Ockendon	30
Grays Riverside	81	Tilbury Riverside & Thurrock Park	29
Aveley & Uplands	37	Grays Thurrock	28
Chadwell St Mary	36	E Tilbury	27
Belhus	31	South Chafford	27

With the exception of those highlighted in red all have seen a decrease

Figure 30: Offence Type:

Offence Type	No	%
Violence Against the Person	215	38%
Public Order Offences	207	36%
Non Crime (i.e. hate crime)	90	16%
Damage and Arson	33	6%

Solved rate:

The solved crime rate was 7.05% (37 crimes), an improvement on previous year which was 5.92% (31 crimes) solved in the 12 month period.

Outcome 18 is the highest with 143. This means:

Investigation Complete; No Suspect Identified. Crime Investigated as Far as Reasonably Possible-
Case Closed Pending Further Investigative Opportunities Becoming Available

Victims:

54.63% were male 44.59% were female

Figure 31: Victim demography

Self-defined ethnicity	No	%
White	170	32%
Black	93	18%
Asian	81	15%
Not Recorded	52	10%
Ethnicity not stated	110	21%
Age	No	%
31 -40	135	25%
41 - 50	116	22%
21 - 30	101	19%

Sex/Gender Hate crime reporting:

Essex Police are now recognising gender and sex as protected characteristics falling under hate crime and are recording as hate crime that motivated by sex/gender. Reports are low across Essex with 14 recorded in Thurrock over the 12 month period. All victims were female and 50% were aged 31 – 40.

Data Source: Thurrock CSP 12 months to end Sept 22

There were 6 reports of hate crimes in Council Tenure Housing: Race (4), Disability (1), Sexual Orientation (1). There were no reports from Private housing.

There were no ASB Case reviews in respect of hate crime.

Reports to CSP, investigated by the ASB Officer - 3

7 Referrals made to the multi-agency action group, Race (5), Sexual orientation (1), Disability (1).

From April to September 2022, Victim Support provided support to 464 victims of hate crime from Essex of which 53 were from Thurrock

There were no referrals recorded as hate crime to the Essex Restorative Justice and Mediation team from Thurrock

Recommendations:

- Continue to encourage reporting, in particular of disability, homophobic, religious and transgender
- Promote and monitor the reporting of gender-based hate crime, where Essex Police now record Hate Crime where the primary motivation of the perpetrator is directed toward the sex/gender of the victim.

7.3 Violence & Vulnerability

As the strategic needs assessment in relation to implementation of the serious violence duty is due for sharing in April 2023 this section has not been completed in detail

Non-Domestic Abuse Violence in Thurrock for 12 months ending Dec 2022

A full report has been shared with the CSP executive for developing activity in response.

Data Source: Essex Police software was used to extract the crime data; offences with the Domestic Abuse (DA) marker were removed. It should be noted there still remains data pertaining to familial violence within the dataset as some incidents which occur are not included within the definition of DA.

Violence against the person:

- 78% (2802) of offences were included in the violence without injury classification.
- 22% (785) were within the classification of violence with injury.
- There were two non DA homicides recorded and committed in Thurrock district during this period; both were stabbing incidents. Note – one of these has the address shown as 'within the jurisdiction of the central criminal court' as the actual offence location was not identified.
- West Thurrock & South Stifford ward and Grays Riverside cumulatively accounted for over a quarter of the offences in 2022, consistent with 2021 figures.

Key Findings:

- There was a 7% (281) decrease in the number of violence against the person offences recorded in Thurrock district compared to the previous year. Of the 4013 offences created, 424 offences were late recordings and were committed prior to 2022. There were two homicides recorded and committed in 2022.
- Two wards accounted for over a quarter of violence with injury offences, namely West Thurrock & South Stifford ward and Grays Riverside.
- The analysis identified three hotspots. These were Grays town centre, West Thurrock (incorporating Lakeside) and Tilbury.
- There were 178 offences which could be referred to as 'community violence' in the three identified hotspots. Two were flagged as firearm related and seven as knife related.
- Offence levels increased in the summer months with a peak in July. Friday had the most offences and the overall peak times were between 15:00 and 21:59.

Data Source: Essex Police Op Raptor team

Data provided to partners in relation to activity of the Grays Raptor Team in 2022 in relation to gang related violence This data is RESTRICTED to partners only

The Raptor Teams focus on offenders who have significant roles within the County Lines and therefore the number of individuals subject to no further action or community resolution are low. The community resolutions relate to individuals playing less significant roles in the County Line (possession of small amounts of drugs) or where other offences (such as theft) have been identified.

Recommendations

- The report has identified possible drivers of violence within the community such as drugs (dealing and using), gang involvement, bullying and using violence whilst committing other criminal activity, such as shoplifting. This should now be looked at alongside the product being developed for the Serious Violence Duty which looks at warning markers (mental health, alcohol dependency), for both suspects and victims and to interrogate the

investigation and incident logs to establish possible cause and intention. This could also involve researching the suspects' backgrounds to identify potential early triggers such as violence within the family unit, learning difficulties etc.

- Task and finish group led by the Community Safety Inspector be established to develop action plan in relation to Grays Town Centre and West Thurrock

7.4 Counter Extremism: Preventing Violent Extremism Locally

Data Source: Thurrock Community Safety Partnership and Q3 Counter Terrorism Local Profile (CTLP)

Definition: Extremism is based on an ideology and can be based on political or religious views. It includes extreme Islamist ideology (note ideology and not to be confused with Islam the Religion), right wing extremism and animal rights.

The PREVENT strategy is a key part of CONTEST, the Governments Counter Terrorism Strategy and aims to stop people becoming terrorists or supporting terrorism.

The strategy has four strands: Pursue, Prevent, Protect and Prepare³.

The Aim of the National Prevent Strategy is:

- We will safeguard people from becoming terrorists or supporting terrorism

There are 3 National Strategic Objectives to deliver this:

1. **Identify:** We will work in partnership to better identify and refer those vulnerable to being drawn into terrorism and those who pose a radicalisation risk to others. We will work with communities, local policing, CT policing, public sector, businesses and charities
2. **Safeguard:** We will work collaboratively across policing and wider partnerships to safeguard people and divert those vulnerable to radicalisation or being drawn into terrorism.
3. **Manage Risk:** We will use our unique skills and powers, working in partnership, to assess, manage and disrupt those individuals who pose a CT or extremism risk. This includes diverting or disrupting those who seek to radicalise the vulnerable. The Counter Terrorism and Security Act 2015 places a responsibility on specific organisations to have the capacity to identify the need to prevent people being drawn into terrorism. This includes⁴:

- Local authorities
- Schools (Including further and higher education)
- The health sector
- Prisons and probation services
- The police

Following the independent review of Prevent the approach through CONTEST will be refreshed

Threat Level

National:

The National Threat Level to the UK was downgraded to SUBSTANTIAL on 9/2/22 meaning an attack is likely. There remains no greater risk to Thurrock than other areas of the UK.

National threat from Islamist Terrorism remains. There was an attack on the migrant centre in Dover in Oct 22.

For up-to-date threat levels refer to: www.gov.uk/terrorism-national-emergency

³ <http://www.bbc.co.uk/news/election-2017-40151991>

⁴ <https://www.essex.police.uk/about-us/prevent/>

All relevant partners and senior officers receive a quarterly briefing on the threat levels and risk at National, Regional, County and District (Thurrock) local level to inform action planning and response as appropriate

Thurrock

- No emerging vulnerabilities
- No tensions or activity noted on CTLP

Protect and Prepare update:

- ACT awareness delivered to small and medium businesses, in how to be resilient in community

New actions – identified as a response to risk review Feb 23 have been added into the action plan for 23/24:

Key Findings

- Continue to promote www.actearly.uk to parents, friends and family.
- Respond through action plan to current risks in relation to those more susceptible to radiation
- Review approach to communication and engagement locally through ongoing implementation of the communication plan
- Continue to offer programme of training across partners
- That there is a drive to increase referrals to our Channel Panel

8 SERIOUS & ORGANISED CRIME

8.1 Modern Slavery & Human Trafficking

Source: Essex Police unless otherwise stated

Definition: The United Nations defines Modern Day Slavery and Human Trafficking as the recruitment, transportation, transfer, harbouring, or receipt of persons by improper means (such as force, abduction, fraud or coercion) for an improper purpose including forced labour or sexual exploitation.

Modern slavery and human trafficking offences (MSHT) are largely broken down into the below five types of exploitation:

1. Criminal Exploitation including ATM theft, Pickpocketing, Forced begging, Forced shoplifting, Forced sham marriages, Cannabis cultivation, Bag snatching
2. Labour Exploitation
3. Organ Harvesting
4. Sexual Exploitation Some examples of where sexual exploitation can be found are Prostitution, Brothels, Escort agencies, Pole/lap dancing, Forced marriage, Stripping on web cam, Phone sex lines, Internet chat rooms, Pornography, Mail order brides, Sex tourism
5. Domestic Servitude

Enablers include:

- **Houses of Multiple Occupancy-** It is common for victims of Labour Exploitation to live in the same house as this enables further control over the victims.
- **Transportation links-** Essex has a number of key road and sea links which can facilitate MSHT.
- **Adult Service Websites-** allow traffickers to advertise victims online.

Modern Slavery: National Referral Mechanism and Duty to Notify statistics UK, end of year summary 2022⁵

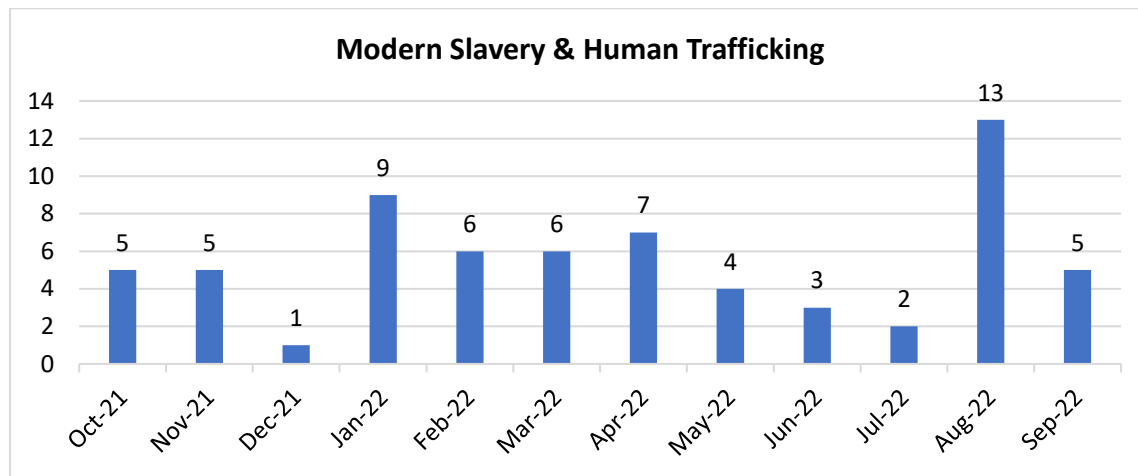
- There were 16,938 potential victims of modern slavery referred to the Home Office in 2022, representing a 33% increase compared to the preceding year (12,706) and the highest annual number since the NRM began in 2009
- Albanian nationals overtook UK nationals as the most commonly referred nationality in 2022, with Eritrean nationals being the third most referred
- Of all referrals this year, 52% (8,854) were for potential victims who claimed exploitation as adults (compared to 50% in the preceding year), whilst 41% (7,019) claimed exploitation as children (compared to 43% in the preceding year)
- The Home Office received 4,580 reports of adult potential victims via the Duty to Notify process, the highest annual number since the DtN began

⁵ www.gov.uk/government/statistics/modern-slavery-national-referral-mechanism-and-duty-to-notify-statistics-uk-end-of-year-summary-2022/modern-slavery-national-referral-mechanism-and-duty-to-notify-statistics-uk-end-of-year-summary-2022

Data Source: Essex Police

Across Essex there were 476 Modern Slavery & Human Trafficking (MSHT) cases considered by Essex Police, of which 66 (14%) were recorded in Thurrock the 3rd highest of all 14 areas after Southern (70) and Chelmsford (67).

Figure 31: MSHT offences in Thurrock by month



In the year 2022 Thurrock Council made 16 referrals to the National Referral Mechanism (NRM), all were for Children (17 or under) and no adults.

8.2 Organised Criminal Networks & Drugs Lines

Data Source: Essex Police

A total of 28 drugs lines have been recorded as operating within the Essex Police force area. The table below shows this broken down by Op Raptor area. NB: Orochi are a team who focus on lines impacting Essex where that line originates outside of Essex.

It should be noted that these figures show a significant reduction from previous assessments. This is due to a change in how drugs lines are recorded. Essex Police have now adopted the national scoring system using 'Management of Risk in Law enforcement metrics,' similar to how Organised Crime Groups are recorded. This now provides a true reflection of what is being tackled by Essex Police and the Serious Violence Unit (SVU) and does not record a line based on limited and/or aged intelligence.

9 OFFENDER MANAGEMENT & CRIMINAL JUSTICE

9.1 Integrated Offender Management

Data Source: The probation service

Integrated Offender Management (IOM) is a joint initiative between the Home Office and Ministry of Justice to address Neighbourhood Crime, focusing on serious and frequent acquisitive offending. A partnership jointly led locally by Essex Police and the Probation Service; IOM activity consists of two main pillars:

1. Rehabilitation – Access to Rehabilitative Services / Provision supporting & prioritising access to resources across 7 pathways:
 - Accommodation
 - Substance misuse
 - Family / Significant others
 - Wellbeing
 - Attitude, Thinking and Behaviour
 - Education, Training and Employment
 - Finance, Benefit and Debt
2. Reduce Recidivism – Share information, joint planning & implementation of support control & enforcement.

A multi-disciplinary approach is taken to this work, to offer an enhanced package of support and controls to IOM nominals. The range of IOM activity consists of:

- Prison in-reach for release preparation
- Joint visits by agencies to integrate the support and controls for nominals
- Increased levels contact
- Weekly tasking meetings (Multi Agency Panel)
- Information sharing between IOM partners
- Supported referrals to universal and specialist services
- Electronic monitoring on licence (for eligible acquisitive offences)

IOM in Essex is arranged in 6 working areas:

- Basildon and Brentwood
- Braintree, Chelmsford and Maldon
- Castle Point, Rochford and Southend
- Colchester and Tendring
- Epping, Harlow and Uttlesford
- Thurrock

Across Essex there were 121 101 IOM nominals recorded by Essex Police, of which 11 were recorded in Thurrock (5th highest District).

Note: The access to Integrated Offender Management (IOM) data is in its early stages of adoption within Essex Police. IOM data is stored on a national system called IDIOM and the reporting process is still being developed. Work is ongoing to establish true performance reporting frameworks from the IDIOM system with the aim of a month by month breakdown of active offenders by management area.

9.2 Youth Offending Service

Data Source: Thurrock Youth Offending Service December 2022.

Re-offending performance

The latest MOJ reoffending data published in September 2022 (YDS 111) indicates that Thurrock's annual aggregated reoffending figure is 33.3% which is lower than its selected comparators. (The data is the tracked October 2019 – September 2020 cohort.) The quarterly data was not produced by the MOJ for this period.

Figure 32: Re-offending performance

	Thurrock	South East	Essex	Family	England
Quarterly(latest data)	NA	NA	NA	NA	NA
Aggregated yearly	33.3%	35.8%	34.2%	34.7%	35.2%

Figure 33: Reoffending – Latest YJB annual weighted average

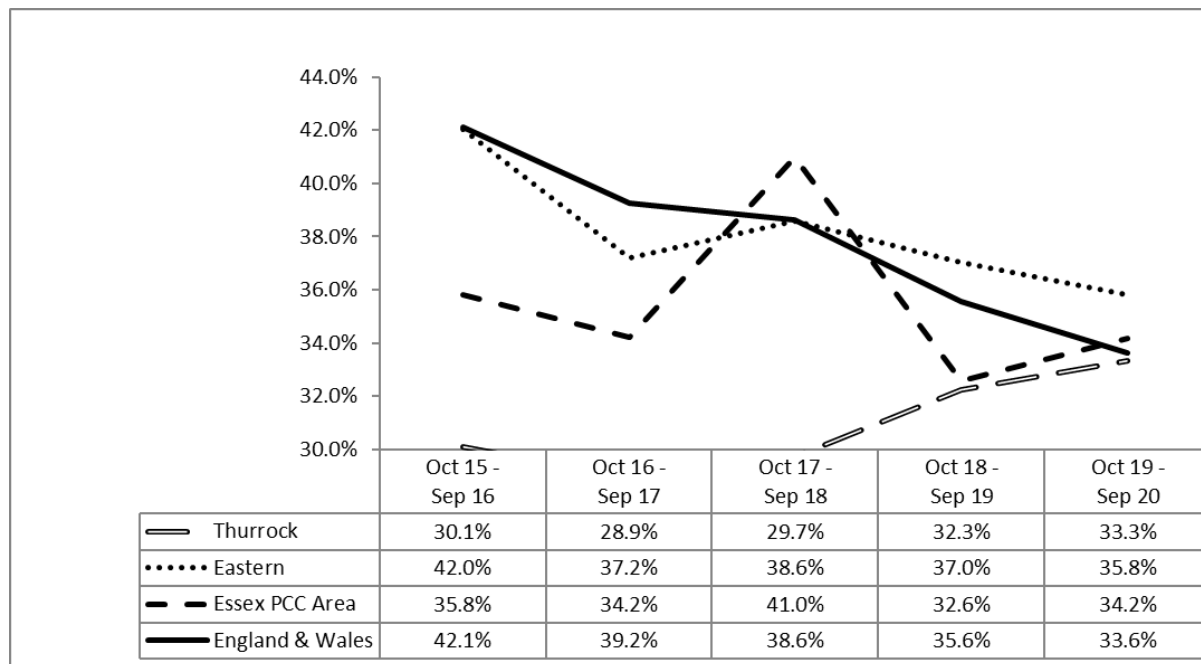
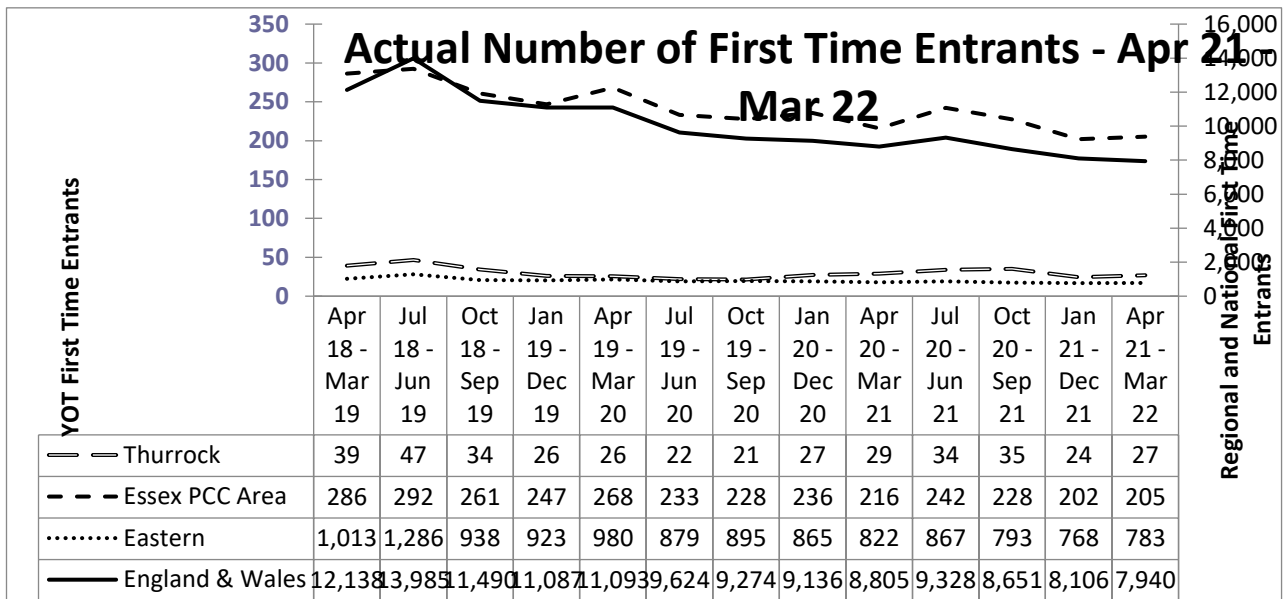
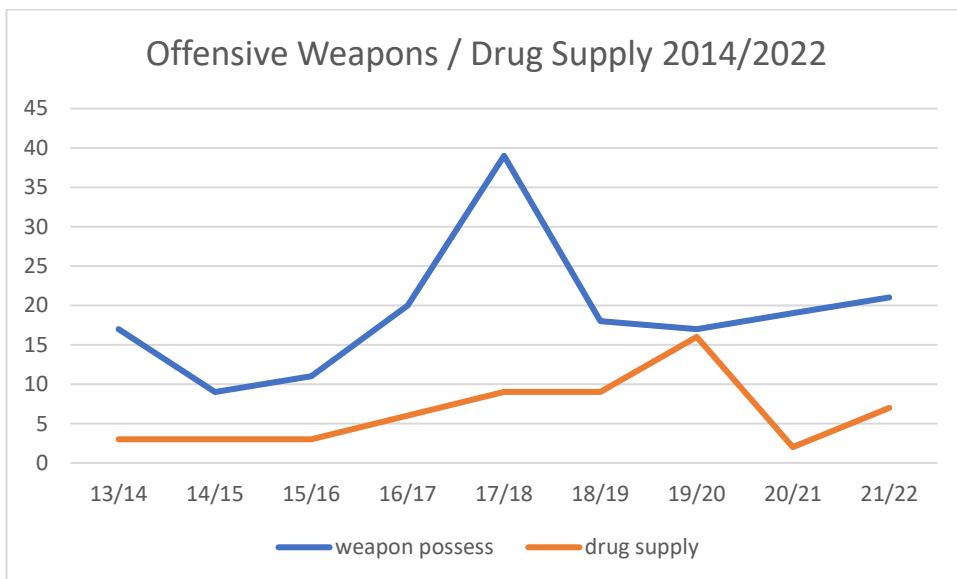


Figure 34: First time entrants to the Criminal Justice System



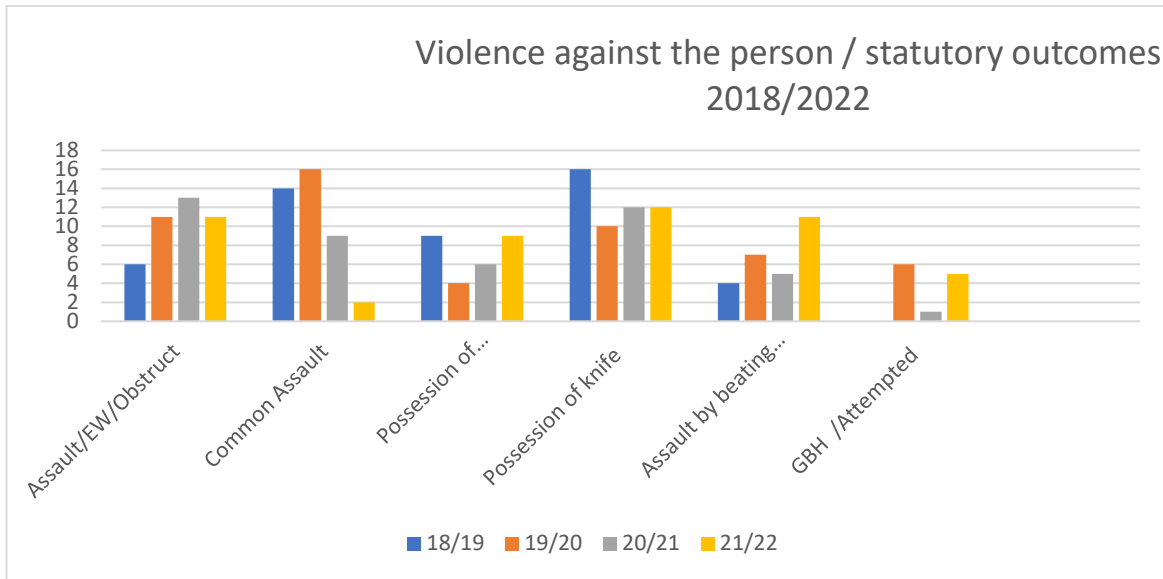
First time entrants have been relatively static for some time as a result of the introduction of our preventative services in 2011 and the recent upgrade of our out of court disposal panel.

Figure 35: Offensive weapons



Knife and weapon possessions were at the highest in 2017/18 and the general trend seems to note a significant reduction since this period. However, we have seen a slight increase in 21/22 compared to the previous financial year. There also appears to have been a marked increase in supply of drug offences for 21/22 compared to the previous financial year.

Figure 36: Violence against the person and knife crime



During 2017/18 we reported a significant rise in offences of possession of bladed articles committed by children resident in Thurrock. This trend ceased in 2018/19 and we have noted lower levels of weapon and knife possessions in comparison. An increase in assault emergency workers has been noted over the last two financial years which can be attributed to first responders during the pandemic lockdown.

Youth Justice Plan 2021-2024

An updated plan was submitted to the Youth Justice Board in April 2022 which included a new priority to address ethnic disproportionality across the local youth justice system. The amended plan was welcomed by the Youth Justice Board and excellent feedback was received.

Thurrock YOS continues to work closely with the Community Safety Partnership and the Office of the Police and Crime Commissioner for Essex. This partnership work led to a successful bid to central government for resources that have enabled us to establish a Violence and Vulnerability Unit. We have also recently accessed additional resources to put in place initiatives to address serious youth violence and Criminal Exploitation.

Our plan sets out how we will deliver against the core objectives of a youth justice system. It details the specific actions we will take to prevent and reduce youth crime, safeguard children and young people at risk of, or involved in offending and protect the public from harm.

We continue to work with a cohort of young people, many of whom are vulnerable, whose circumstances mean they are more likely to have prolonged contact with the youth justice system. We will put in place measures to transform their behaviours and actions, through gaining a better understanding of the risk factors and triggers that give rise to negative behaviours. Wherever appropriate we will do our work without requiring recourse to the formal criminal justice system, reducing youth crime, creating fewer victims and making communities safer.

9.3 Drug and Alcohol Services

Adult Treatment Data

Source: <https://www.ndtms.net/Monthly/PHOF>

Numbers in adult treatment for opiate use (*Figure 37*) have declined slightly for the reporting period. This is partly due to a rise in successful completions and clients not re-presenting to treatment following a relapse. These are encouraging data; however we would welcome an increase in new referrals to treatment for opiate users as there is a large unmet need in the borough.

Numbers in adult treatment for non-opiate clients (*Figure 38*) have increased, while the number of successful completions has reduced. Cannabis and cocaine are usually the main substances used by this client group and the turnover of this group is higher since they tend to have shorter treatment episodes compared to opiate clients. However, re-presentation rates have increased, with a smaller proportion of clients completing treatment and not re-presenting. In future, we would like to see this stabilise with fewer re-presentations.

Numbers in adult treatment for alcohol (*Figure 39*) declined slightly over this period, while successful completions increased at the midway point and then fell slightly below starting levels at the end of the reporting period. We would like to see a rise in new referrals for alcohol clients in future.

Interventions are moving forward in a hybrid model, with sessions being undertaken both remotely and in person by appointment. Going forward, we would like to see face-to-face appointments increase as appropriate.

Figure 37: Adult opiate users

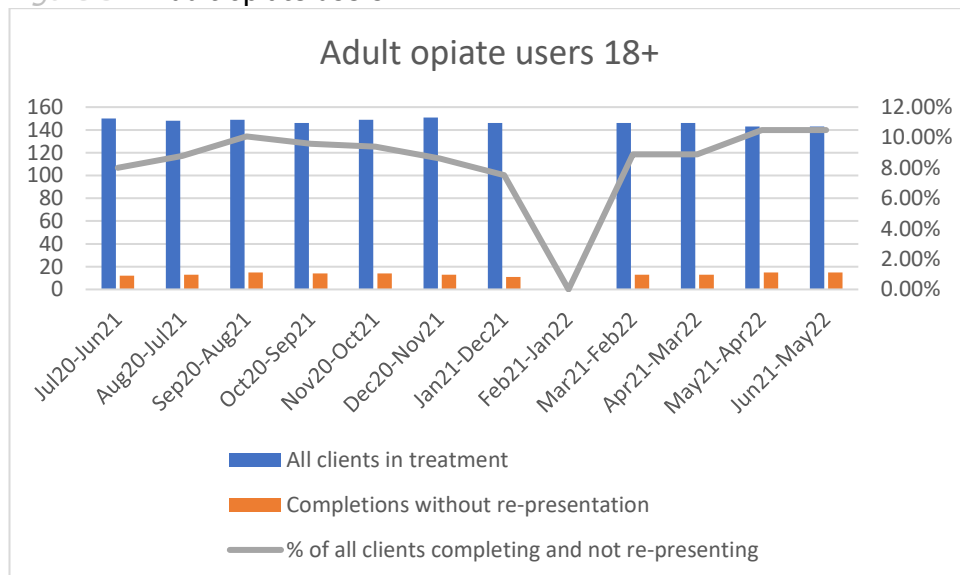


Figure 38: Adult non-opiate users

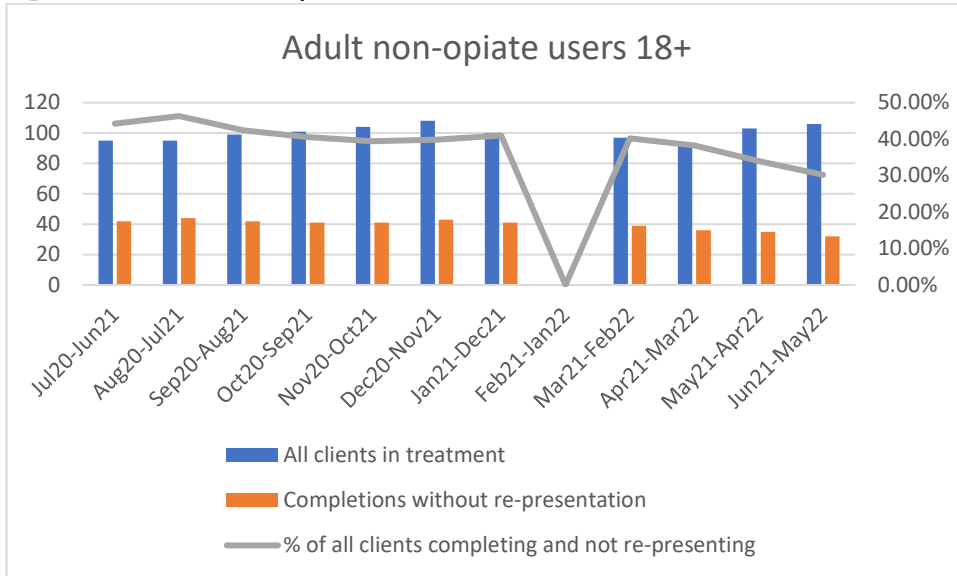
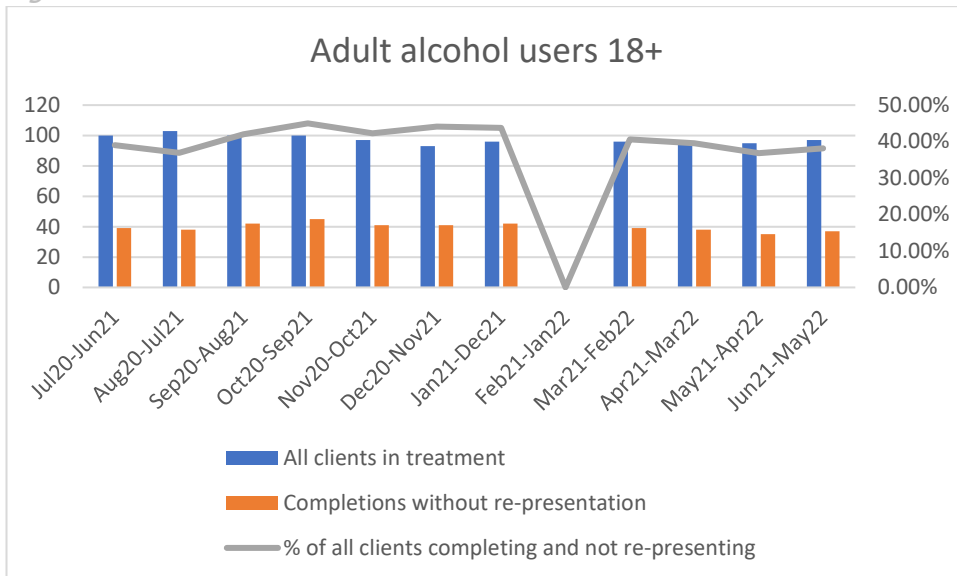


Figure 39: Adult alcohol users



Young people

Source: <https://www.ndtms.net/Monthly/YoungPeople>

The number of young people in treatment has increased across the reporting period following a commendable effort by the provider to get the service back on track after a period of significant staffing upheaval. We have a high proportion of young people in effective treatment. The complexity of service users continues to increase. In addition to structured treatment cases, outreach work is being undertaken to build the hidden harm caseload, providing support to those living closely with a substance misuse client (children, siblings, etc.).

- There were 58 young people in treatment from Dec 21 to Nov 22.
- 40 new presentations between Apr 22 and Nov 22
- 22 exits between Apr 22 and Nov 22
- Those in effective treatments is on average 97%

Moving forwards, we would like to see an increase in numbers in treatment for both the adult and young person's services, balancing this against capacity due to rising complexities of caseloads. The Supplemental Substance Misuse Treatment and Recovery Grant (SSMTRG) allocated by OHID will support increased capacity for structured treatment over the next three years.

Drug Testing on Arrest

Essex Police, local substance misuse commissioners and providers are committed to re-introducing Drug Testing on Arrest (DTOA) from April 2023. Previously introduced in 2014, the programme aims to increase the number of people seeking treatment for Class A drug misuse, with a view to seeing a reduction in re-offending and a fall in the number of victims of crime. People arrested by police for specific Trigger Offences can be drug tested, within a legal framework. These offences (mainly acquisitive crimes such as theft, burglary, vehicle crime and robbery) are most strongly linked with drugs misuse. The idea behind the initiative is to divert people into drug treatment so that they can address their addictions and move away from criminal behaviour. Details of the proposal for Thurrock are currently in the development phase, but the intention is for Grays Custody Suite to be host to local provision.

Adult Substance Misuse Needs Assessment

Public Health have recently completed a detailed needs assessment in relation to adult substance misuse. The information contained within the needs assessment will be used to inform the re-commissioning process for the adult substance misuse service from April 2024. To satisfy the requirements of the new mandated Combatting Drugs Partnership, additional analysis of police and crime data is now being undertaken. When combined with the existing needs assessment this enhanced resource will ensure all partners and stakeholders in Thurrock will be sighted on every element contained within the National Combating Drugs Outcome Framework

** Definitions:*

1. **Numbers in treatment** – *The number of individuals who accessed specialist treatment in a rolling 12-month period.*
2. **Numbers in effective treatment** - *The number of individuals in treatment in the latest 12-month period (setback 3 months) who remained in treatment for 12 weeks or more, or who were in treatment for less than 12 weeks and exited successfully.*
3. **The proportion in effective treatment** - *The number of individuals in effective treatment as a proportion of all numbers in treatment.*

9.4 Probation Service

Data Source: Essex Probation Service

Community Payback: Thurrock delivery in the 12 months to Dec 22 was 20,000 hours of unpaid work. There are 140 cases with remaining active hours total of 13,000 that can currently be delivered.

9.5 Essex Restorative Justice and Mediation Service

The [Essex Restorative and Mediation Service](#) enables those harmed by anti-social behaviour, conflict or even a criminal offence, to have contact with the person responsible in a safe environment. It gives victims and families a chance to tell the offender how they feel about what has happened, ask for an apology and get answers to their questions. It can be effective in showing the responsible person the real impact their actions have on other people.

Both sides must agree for contact to take place. It is a voluntary process to find a positive way forward.

The service received 298 referrals for the year ending December 2022

Figure 40: Breakdown by District:

District	No of Referrals	% of total
Southend	69	26%
Braintree	35	13%
Tendring	33	12%
Colchester	24	9%
Basildon	21	8%
Thurrock	20	8%
Uttlesford	16	6%
Castlepoint	16	6%
Harlow	10	4%
Brentwood	9	3%
Epping	7	3%
Rochford	6	2%
Other	32	12%
Total Essex	298	

There were thirty-five positive outcomes (13%) across Essex, none recorded in Thurrock

Figure 41: Referral Sources

Referral Sources	Essex		Thurrock	
	No.	% of the total	No.	% of the total
Police	227	76.2%	10	50.0%
Housing	23	7.7%	2	10.0%
Council	14	4.7%	7	35.0%
YOS	7	2.3%	1	5.0%
NPS (National Probation Service)	6	2.0%		
Victim Agency	6	2.0%		
self-referral	4	1.3%		
Housing Agency	3	1.0%		
Self	3	1.0%		
HMP	2	0.7%		
other	2	0.7%		
Witness Care	1	0.3%		

Figure 42: Referral Type Thurrock:

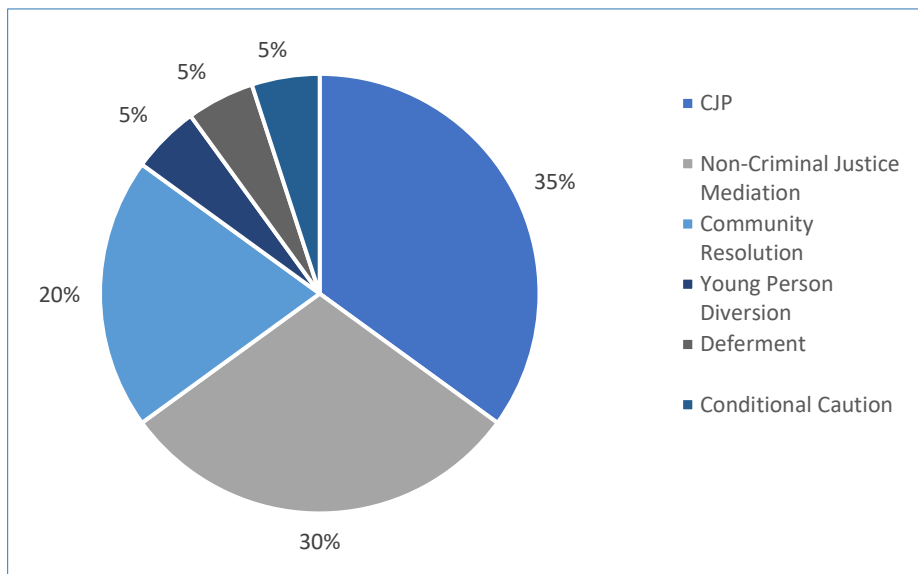
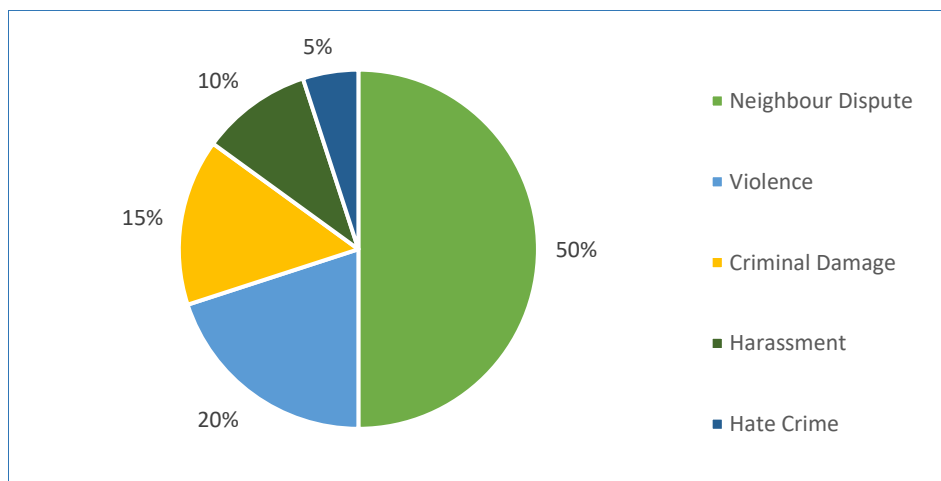


Figure 43: Incident Type Thurrock



10 HORIZON SCANNING

10.1 Horizon Scanning – PESTELO

National Threat

The 2023 Strategic Policing Requirement (SPR)⁶ sets out the Home Secretary's view of what the current national threats are, and the national policing capabilities needed to counter them.

The national threats set out in the latest SPR are:

- Violence against women and girls
- Terrorism
- Serious and organised crime
- A national cyber incident
- Child sexual abuse
- Public order
- Civil emergencies.

Local Risks

The following have been identified within the Thurrock risk log as of Mar 2023

Political	<ol style="list-style-type: none">1. Threat level in relation to Counter Terrorism reduced to substantial - meaning attack likely. There is no current specific threat to Thurrock.2. Local Elections in May 2022, potential change in administration & priorities
Environmental	<ol style="list-style-type: none">3. Building developments across Thurrock including housing and industrial4. Thurrock has 3 ports and borders National road network and has been identified as a hot spot for Organised Immigration Crime5. Residents of West Thurrock continue to be adversely impacted by the car cruisers as the PSPO is flouted and risk to all in relation to raid safety6. Lower Thames Crossing implications as yet unknown for Community Safety7. Just Stop Oil protests remain a threat to a number of sites across Thurrock
Social	<ol style="list-style-type: none">8. There is a continued risk that there are unidentified victims of Human Trafficking within Thurrock9. The National issue of gang related violence continues to be a risk to the communities of Thurrock and whilst positive activity to address there is an ongoing risk in relation to emergence of gangs to fill any vacuum.10. The inclusion of violence against women and girls within the national threat level highlights the importance of recognising this crime as a risk to society and ensuring a robust response.
Technological	<ol style="list-style-type: none">11. Online risk to exploitation remains including in relation to radicalisation12. CCTV connectivity issues reducing capability of CCTV as a tool to identify perpetrators
Economic	<ol style="list-style-type: none">13. S114 notice served on Thurrock Council limiting spend of Council, ability to deliver non-statutory services and support voluntary and community organisations, as well as be able to exploit other funding streams due to lack of match funding14. Cost of living crisis and risks to number if areas across community safety as outlined in LGA cost of living briefing

⁶ www.gov.uk/government/publications/strategic-policing-requirement-2023

Legislative	15. Serious Violence Duty to be implemented 16. Review of CONTEST strategy in line with the Independent review of Prevent 17. Ensuring all public building implement new Protect Duty following Martyn's Law 18. Home Office review of Community Safety Partnerships
Organisation	19. Impact of financial situation in Thurrock Council requiring a restructure of the organisation will potentially affect Leadership, chairing of CSP, and local services including youth services and community spaces. 20. There is a recognised risk that the Casey report on the independent review of the Met Police will impact public confidence in policing nationally

11 APPENDICES

11.1 Risk Matrix

To ensure partnership data is managed in a consistent way, and that the right priorities are identified, a risk matrix was completed. This process assists the CSP with justification as to why an issue is or is not included as a strategic priority.

The completion of a risk matrix is a method used as part of a risk assessment process to be able to define the level of risk associated to multiple factors, against a range of criteria.

The matrix considers the following:

Thematic Area: This includes specific crime types/themes and issues across the Borough which can range from acquisitive crime to Modern Slavery.

Impact: This scores the impact, harm and risk against the victim, community, public expectations, and the environment.

Confidence Score: This is a non-scoring column and does not affect the risk score, unless it is felt the crime type discussed is under reported and data does not accurately depict the prevalence of the crime. It is therefore used for mitigation.

Risk: This is automatically calculated, based on the overall results (before any mitigation has been considered).

Organisational Position: This is aimed at identifying how the CSP is collectively responding to a thematic area. It considers if the thematic area should be a CSP priority based on capacity, capability, reputation, and politics.

Below is the list of impact factors used to score each partner issue. Impact weightings are based on a scale of 0 - 2:

No / min risk	Low / Mod risk	High Risk
0	1	2

Figure 44: Score and Rank by Factor

Factors	Score	Rank
Violence against the person	21	1
Domestic Abuse	20	2
Sexual Offences	19	3
Possession of weapons offences	18	4
Drug offences	15	5
Hate Crime HO Definition	15	5
ASB (Police)	9	7
KSI	8	8
Vehicle offences	7	9
Burglary	7	9
Robbery	7	9
Arson and criminal damage	7	9
Theft	5	13
Public Order Offences	2	14

Factors	Criterion													Total	Rank
	Performance	Harm	National Priority	Cost Impact	PFCC Priority	Local priority	Community Priority	Harm to Property	Physical Harm to People	Psychological Harm to People	Risk to vulnerable groups	Hidden crime	Is a CSP approach of benefit?		
Violence against the person	0	2	2	2	2	2	2	0	2	2	2	1	2	21	1
Homicide	1	2	2	2	2	2	2	0	2	2	2	0	1	20	
Violence with injury	1	2	2	2	2	2	2	0	2	2	2	1	2	22	
Death or Serious Injury caused by unlawful driving	0	0	2	2	2	0	2	0	2	2	0	0	0	12	
Violence without injury (new definition)	1	2	1	1	2	2	2	0	2	2	2	1	2	20	
Stalking and Harassment	0	0	0	0	2	2	2	0	2	2	2	2	2	16	
Sexual Offences	0	1	0	2	2	2	2	0	2	2	2	2	2	19	3
Rape	0	1	0	2	2	2	2	0	2	2	2	2	2	19	
Other Sexual Offences	0	1	0	2	2	2	2	0	2	2	2	2	2	19	
Robbery	1	0	0	1	0		1	1	1	1	0	0	1	7	9
Robbery - Business	2	0	0	1	2	1	1	1	1	1	0	0	1	11	
Robbery - Personal	1	0	0	1	0	0	1	1	1	1	0	0	1	7	
Burglary	0	0	1	1	0	0	1	2	0	1	0	0	1	7	9
Burglary - Residential	0	0	1	1	0	0	1	2	0	1	0	0	1	7	
Burglary - Business And Community	0	0	1	2	1	0	1	2	0	0	0	0	1	8	
Vehicle offences	2	0	1	1	0	0	0	2	0	0	0	0	1	7	9
Theft From a Motor Vehicle	2	0	1	0	0	0	0	1	0	0	0	0	1	5	
Theft Of a Motor Vehicle	2	0	1	1	0	0	0	2	0	0	0	0	1	7	
Vehicle Interference	2	0	1	0	0	0	0	2	0	0	0	0	1	6	
Theft	2	0	1	0	0	0	0	1	0	0	0	0	1	5	13
Theft from the person	1	0	1	0	0	0	0	1	1	1	0	0	1	6	
Bicycle theft	0	0	1	0	0	0	0	2	0	0	0	0	1	4	
Shoplifting	2	0	0	1	1	0	0	1	0	0	0	0	1	6	

Factors	Performance	Harm	National Priority	Cost Impact	PFCC Priority	Local priority	Community Priority	Harm to Property	Physical Harm to People	Psychological Harm to People	Risk to vulnerable groups	Hidden crime	Is a CSP approach of benefit?	Total	Rank
Other theft	2	0	0	0	0	0	0	1	0	0	0	0	1	4	
Arson and criminal damage	2	0	1		0		1	2	0	0	0	0	1	7	9
Criminal Damage	1	0	1	0	0	0	1	2	0	0	0	0	1	6	
Arson	2	0	1	1	0	1	1	2	1	0	0	0	2	11	
Domestic Abuse	0	N/A	2	2	2	2	2	0	2	2	2	2	2	20	2
High Risk Domestic Abuse	2	N/A	2	2	2	2	2	0	2	2	2	2	2	22	
Medium Risk Domestic Abuse	1	N/A	2	1	2	2	2	0	2	2	2	2	2	20	
Standard Risk iquan	0	N/A	2	1	2	2	2	0	1	2	2	2	2	18	
Drug offences	0	0	2	0	2	2	1	0	1	2	2	2	1	15	5
Trafficking of drugs	2	0	2	1	2	2	1	0	1	2	2	2	1	18	
Possession of drugs	0	0	1	0	1	1	1	0	1	2	2	2	2	13	
Possession of weapons offences	1	1	2	0	1	2	1	0	2	2	2	2	2	18	4
Public Order Offences	1	0	0	0	0	0	0	0	1	0	0	0	0	2	14
Hate Crime HO Definition	1	N/A	0	0	0	2	2	1	1	2	2	2	2	15	5
ASB (Police)	0	N/A	1	0	0	1	0	1	0	2	1	1	2	9	7
Environment	0	N/A	1	0	0	2	0	1	0	0	0	0	2	6	
Nuisance	0	N/A	1	0	0	1	0	0	0	1	0	0	2	5	
Personal	2	N/A	1	0	0	1	0	0	0	2	2	2	2	12	
KSI		N/A			2	0	2	0	2	2	0	0	0	8	8

11.2 Appendix 2 – Annual Performance Report 22/23

Priority 1: Tackling disproportionality in relation to Violence Against Women and Girls – including sexual offences, stalking and rape, whilst recognising that men and boys can also be victims

Aims:

- These are crimes that we continue to encourage reporting for and the more we raise awareness we expect to see an increase in reporting.
- We will achieve this through our commitment to deliver on the 5 priority themes of Prevention, Partnership, Provision, Protection and Positive communities.

What we said we would do?

- Request for robust data in relation to sexual violence in a domestic setting to further driver activity
- With the increases seen in stalking and harassment a more detailed product is required by the VAWG board to ensure that we understand the issue and provide an appropriate response.
- Refresh the multi-agency VAWG strategy to drive effective partnership working
- Obtain A & E data to capture related offending which may not be reported otherwise to allow identification and safeguarding of potential victims
- Continue to promote Karma Nirvana to gather information on Honour Based Abuse (HBA) and raise awareness within the community
- Refresh frontline training to improve identification understanding and responses to HBA and Female Genital Mutilation (FGM).
- Ensure that victims/survivors are signposted to specialist safe spaces to be able to speak out
- Explore methods to engage survivor's voice across the VAWG agenda.
- Continue roll out of DA &stalking training for professionals and community and sexual violence and abuse awareness training.
- Continue to recognise and respond to the public interest in VAWG and men's violence against women, promote reporting to safer streets and act on findings (Op Minerva)

What we have achieved to date:

- Consultation on refresh of our VAWG strategy 23/26
- eLearning available in relation to HBA and FGM
- eLearning awareness product for Sexual Violence and Abuse launched. This provides a cost-effective training tool that can reach a wider audience across the borough.
- Thurrock representation at FGM (Female Genital Mutilation) CALFAB1 strategy group
- Elected Members attended 2 awareness sessions on sexual violence and abuse from SERICC and from men and boys survivor perspective.
- Professional awareness session of sexual violence and abuse from men and boys survivor perspective hosted.
- Harmful sexual behaviours project with NSPCC established
- Community Engagement pop up events hosted in Grays, Ockendon and Tilbury. Including a south Essex college engagement event and activities and events during 16 days of activism.
- DA &stalking training for professionals, 2 sessions in 2022- 14 attended – 6 planned throughout 2023
- New sexual violence and abuse e learning product was launched 6th February 2023, 21 individuals have already completed the module.
- Community J9 sessions available across Essex and promoted locally
- Girls safety day was hosted by Children's services in August 14 attended and another is planned for April 2023. This will include an input for boys.

- Thurrock Police are responding to Stalking , obtaining a recent stalking prevention order for 10 years. Stalking was highlighted during annual stalking awareness week and through 16 days of activism
- OP Minerva has been delayed across Essex but data is now available and progressing to address where there is a disproportionate reporting of VAWG offences
- Early discussions with SET colleagues around methods for consideration to appropriately and safely engage survivors and embed survivor voice into the VAWG agenda. This links with the recommendations from the TONIC piece of work across SET>
- #NoMore week communications signposted to residents and staff where there are safe spaces to report domestic abuse across the borough, highlighted through a week of digital activity for International Women's Day.

Community impact:

- A place of reflection created for residents through the Legacy Bench (below) as a result of The Independent Inquiry into Child Sexual Abuse



- There were 19 less victims of sexual offences
- There were 378 less victims of stalking and harassment
- 14 victims of hate crime through the sex/gender were empowered to report to the police – all were female
- 30 young girls with social workers were supported on how to stay safe with advice on exploitation, drink spiking and self defence

Priority 2: Breaking the cycle of Domestic Abuse: in line with the Domestic Abuse Duty and needs assessment

Aims:

- Implementation of the recommendations within the Domestic Abuse needs assessment
- This is a crime that we continue to encourage reporting for and the more we raise awareness we expect to see an increase in reporting our aim is to achieve a reduction in the number of repeat victims of domestic abuse
- We will achieve this through our commitment to deliver on the 5 priority themes of Prevention, Partnership, Provision, Protection and Positive communities.

What we said we would do?

- Maximise opportunity within the New Burdens Funding to deliver on the needs assessment priority areas for victims who are resident within safe accommodation.
- Seek further funding opportunities to continue Perpetrator intervention.
- Training for businesses will be delivered following promotion of Alpha Vesta at Thurrock Enterprise Week
- Progress the DAHA accreditation
- Ensure method of hearing DA survivor voices is implemented as part of DA Act.
- Respond to recommendations from any Domestic Homicide or Safeguarding Adult Reviews as appropriate.

- In order to direct services obtain a full year of data by ward to ensure services are aligned to need and the top 5 wards should be targeted for community engagement including wider services e.g., drug and alcohol

What have we achieved?

- Year 1 and 2 of the New Burdens funding delivering against the Domestic Abuse Act 2021 continues to be rolled out resulting in more support services in Refuge, including
 - Financial inclusion support officer
 - Trauma focused counselling for children
 - Childrens worker- increase in capacity
 - Trauma focused counselling for adults
 - Training for Refuge staff
 - Inclusion drop-in service
 - Tuition for Children
 - Flexible funding arrangements, following the principles of the Whole Housing Approach
- Outcomes of Commissioning Discovery Project underway cross SET. Thurrock are represented at commissioner level for these discussions.
- Updated the housing safeguarding leaflet to reflect the new statutory definition and used to promote services at community events attended
- SET wide Bid for continued funding for perpetrator intervention submitted to Home Office via PFCC. Awaiting outcome
- Very limited interest from businesses in the offer of domestic abuse training following enterprise week. We will continue to promote this training for businesses and encourage them to contact Alpha Vesta directly.
- Professionals' visits to Thurrock Refuge continue with positive feedback from attending professionals and Refuge staff resulting in new connections and partnerships.
- Private landlords are now directed to information, guidance and training details from the Thurrock domestic abuse web pages. SETDAB website hosts this for all SET.
- Early discussions with SET partners exploring the proper mechanism to ensure survivors of DA are involved, represented and shape the delivery of our local response to domestic abuse.
- Joint DHR/SAR review in response to our review in 21/22 submitted to Home Office. No new notifications received to end Feb 23

Community impact:

- Victims of reported Domestic Abuse fell by 3%

Priority 3. Violence and Vulnerability: tackling gang related activity and offensive weapons to reduce drug driven violence

Aim:

We will Align to the Violence and Vulnerability Framework for Essex to achieve:

- Improved understanding and changing attitudes to violence
- Supporting communities to initiate change
- Delivering programmes which prevent and reduce serious violence

What we said we would do:

- Preventative work should be focused in the Grays area including with schools
- Embed and develop the role of the CE and gangs lead and exploitation worker
- Focused campaign to raise awareness in relation to offensive weapons alongside knife bin launch campaign
- Review of schools' protocol in relation to offensive weapons to provide support to mitigate risk and reduce exclusions

- Implementation of any recommendations for the CSP following the thematic review led by the LSCP
- A deep dive of all non-domestic violent crime is produced for action by the drivers of violence task and finish group, chaired by the District Commander
- The self-assessment findings on drivers of violence and actions are followed up on and reported into the violence and vulnerability board
- Through the violence and vulnerability board the long-term public health approach to this issue should continue and the surveillance data start to be used to drive earlier preventative activity
- Support implementation of the Youth Justice Plan 21/24 to deliver an effective youth justice service in Thurrock
- The next Op Henderson, an operation focusing on addressing CSE and CCE in relation to transport hubs, should prioritise and focus on East Tilbury, Grays, and Chafford Hundred Stations

What have we achieved?

- Supported schools in Grays through SOS+ a service delivering early intervention work to children, young people, parents and professionals using trained professionals with lived experience of the criminal justice system to de-glamorise gang involvement and expose the harsh realities of crime and violence.
- Our CE and gangs lead offers training to professionals as well as the community, provides drop in sessions in schools works with young people at risk of exploitation
- Our Intervention and exploitation worker worked with 34 high risk young people in the 9 months to end Dec 22.
- Through the Essex violence and vulnerability #knifeharm campaign launched
- Schools' protocol in relation to offensive weapons reviewed and promoted to schools
- Work to address drivers of violence led by analytical data
- The self-assessment focused on number of areas of drivers of violence including refresh of the Behave or Be Banned scheme in licensed premises and engagement of those attending friends of Essex and London Grays outreach
- Supported Op Henderson raising awareness of exploitation at key stations in the borough
- Combatting Drug Partnership established and strategic needs assessment completed
- The Violence and Vulnerability listening project Thurrock 2021 young people told us: *Koala Park was highlighted as an area for environmental improvements to improve feelings of safety*

We have made improvements through solar lighting and Red Balloon continue to deliver outreach work to young people there weekly

- Delivered activities for young people in Gobions Park E Tilbury and West Thurrock memorial Park
- Ongoing work to identify those at risk through drivers of violence and put prevention strategy in place

Community Impact:

- 7% less violence against the person offences recorded in Thurrock district compared to the previous year. That's 281 less victims of crime
- 25 young people prevented from gang activity
- 18 young people prevented from being at risk of child exploitation
- 20 young people prevented from youth violence
- 24 young people supported to exit gangs
- 15 young people now in education, training or employment that weren't before intervention
- 16 gang injunctions obtained

Priority 4. Counter Extremism and Terrorism: Preventing Violent Extremism locally

Aim:

these are in line with the National Strategy:

1. Identify: We will promote, challenge, and develop communities' capacity to challenge extremism through increased multi-agency working
2. Safeguard: We will ensure that we safeguard our children and vulnerable adults from exposure to extremism
3. Manage Risk: Through our Channel Panel we will take a multi-agency approach to identify and provide support to individuals who are at risk of being drawn into terrorism

What we said we would do:

- Continue to promote actearly.uk to parents, friends, and family.
- Respond through action plan to current risks in relation to vulnerabilities due to mental health and those aged under 18
- Identify prevent champions across directorates in Local Authority partners and increase their knowledge in relation to prevent and identification of potential tensions
- Focus on young people and developing them as champions
- Strengthen communication locally through implementing a communication plan in line with the handbook, including work with NHS colleagues
- Continue to offer programme of training across partners
- Brief the Independent Advisory Group to Essex Police to maintain their knowledge
- Review and refresh Thurrock's Prevent strategy for 2023/26

What have we achieved?

- Website updated, shared via TBC tweets and CVS newsletter www.thurrock.gov.uk/terrorism/action-counters-terrorism-act-training
- Respond through action plan to current risks in relation to vulnerabilities due to mental health and those aged under 18_
- A proposal to engage across all partners in relation to Mental Health has been drafted and planning to deliver in place. We have identified a project to raise awareness within childrens social care to deliver a workshop to those that may be susceptible to risk and delivery will be subject to successful funding bid_
- We have identified 10 prevent champions across the Council plus request from partners however training has been unavailable to organise and progress_
- We have enabled awareness to be raised through schools contextual safeguarding report and including logos of online platforms and for inclusion in walk on line roadshows for years 7 and 8_
- We now have a communication plan in place and delivery is proportionate to risk_
- Ongoing training for Professionals on Prevent delivered monthly and includes an overview of hate crime delivered to over 70 professionals, including education leads and governors. In response to anti vaccination rhetoric this included our vaccination champions_
- Counter Terrorism team attended the Independent Advisory Group to Essex Police to maintain their knowledge_
- Due to the National refresh of CONTEST it was agreed to defer the review and refresh of Thurrock's Prevent strategy for 2023/26_

In addition we have:

- Tested and utilised our event Policy/speaker policy for Council led events and premises and shared with wider stakeholders.
- Through the Home Office hosted a round table for Members of the Hidden, and Extreme Harms Committee
- Completed a review of schools through self-audit and offered governor training as a result
- The contextual safeguarding reports shared with adult social care (quarterly) and schools (termly) now includes an update on Prevent

- The Prevent manual is being used in a secondary school to facilitate conversation with a group of pupils
- 4 out of 5 actions noted within the Channel assurance statement 2022 have been completed, and final one is pending.

Community Impact:

- Elected members have an improved understanding of the risks to communities and therefore better equipped to challenge response
- More people trained to recognise the signs and to make appropriate referrals
- Education settings better sighted on current threats
- Residents have improved access to training through refreshed Act Now information improving ability to recognise and report concerns
- Communities are better safeguarded as Statutory Authorities are compliant with the Prevent Duty 2015

Priority 5. Reduce harm to and safeguard victims from Hate Crime – including Sex/Gender based hate crime

Aim

- Improve our understanding of hate crime in Thurrock and improve confidence across communities to report
- Increase the number of people trained to recognise and respond to hate crime

What we said we would do?

- Host a coffee with cops on our traveller sites
- Promote and monitor the reporting of gender-based hate crime, where Essex Police now record Hate Crime where the primary motivation of the perpetrator is directed toward the sex/gender of the victim by delivering refresh training for our ambassadors
- Continue to encourage reporting, in particular of disability, homophobic, religious, and transgender
- Host pop up events at Sikh Temple and Grays Mosque
- Re-engage our Hate Incident Reporting centres and host a coffee with cops in all
- Utilise calendar of events to target all strands across the year
- Review the advice and information on our web site and include gender
- Offer a drop in coffee with cops in our care homes and sheltered housing schemes (make link to launch of no cold calling areas)
- Share our training and information with foster carers and taxi drivers.
- Promote reporting to young people with posters aimed at 9-11 (primary age) and secondary school pupils
- Share the safer streets e-learning with businesses which includes hate crime
- Improve the recording of self-defined ethnicity of victims
- Monitor for any community tensions in relation to race

What have we achieved?

- We have attended multi-agency events on our traveller sites
- Leaflets and information are now finalised ready to promote the reporting of gender-based hate crime, and training now reflects sex/gender
- Stay safe eLearning has been launched for the learning-disabled communities. Events held as part of National Hate Crime Awareness week, including in the learning-disabled community and information shared ahead of all focus weeks to promote reporting and support
- Attended a multi-faith event and the Police Independent Advisory Group is now been held in the Sikh Temple
- All our Hate Incident Reporting centres were visited and work ongoing to retrain
- Calendar of events has driven targeting of information for all strands across the year
- All advice and information on our web site is up to date with exception of sex/ gender

- In partnership with the ASB the Community Safety and Engagement Officers have visited care homes and sheltered housing schemes
- Training offered and information provided to our foster carers and taxi drivers.
- Fearless is being promoted as part of the walk on line roadshows to encourage reporting aimed at years 5 – 8 (age 9 – 13)
- As yet no businesses have taken up the free offer of safer streets e-learning
- Ongoing work and challenge to improve the recording of self-defined ethnicity of victims
- The equality and fairness challenge panel identified tensions in some communities in relation to stop and search and now independent stop and search panels have been set up

Community Impact:

- Our Locality action groups supported 12 victims of hate crime – 2 of which were repeat victims in the year 22/23
- Victims of hate crime continue to be supported to report hate crime and we currently have 257 hate crime ambassadors (256 in 2022)
- Whilst it remains a low percentage more victims of hate crime that reported had their crime solved

Priority 6: Tackling Community Based Anti-social behaviour and safeguarding victims

Aim:

- Reduction in reported ASB (Anti-Social Behaviour) to Essex Police
- Improvement in confidence through public perception survey
- Reduction in member enquiries in relation to motorbike nuisance

What we said we would do:

- To continue to target off road motor vehicle nuisance through Op Caesar and expanding through drones, Police off road response, implementation of target hardening programme and consideration of a PSPO
- To continue through multi-agency work and funding to target enforcement of the West Thurrock PSPO in relation to cruisers through Op Irish lions
- To consult on a PSPO in relation to dogs in cemeteries
- Op Uranium should continue to run in Ockendon to identify the nominals of concern there
- That the map of secondary fires is reviewed quarterly, and any areas of concern flagged to the CSP Executive for awareness and action
- To continue to use our Locality Action Groups to work in partnership to safeguard victims
- To promote ASB case reviews and respond accordingly to findings
- To implement the Action plan for Corringham including review of street lighting in the area and consultation on shop safe radio

What have we achieved?

You Said: Off Road motorbikes were causing ASB within Thurrock

We did: Implemented target hardening programme Boroughwide, s59 signs installed across the Borough, consideration given to a Public Space Protection Order and Essex Police and CSP jointly funded quadbikes to target off road motorbikes



You Said: Car racing in West Thurrock were having a detrimental impact to residents, visitors to the Borough and businesses

We Did: To continue through multi-agency work and funding to target enforcement of the West Thurrock PSPO in relation to cruisers through Op Irish lions

You Said: Dog fouling was in an issue

We did: Implemented a PSPO in relation to dogs in cemeteries

You Said: High levels of anti-social behaviour within Ockendon

We did: Op Uranium run in Ockendon to identify the nominals of concern, and out of hours patrols. Mapping of secondary fires is now reviewed quarterly, and has led to education and target hardening on Ockendon area and education and awareness event in Grays

You Said: Anti-social behaviour remains an issue

We did: To continue to use our Locality Action Groups to work in partnership to safeguard victims, to promote ASB case reviews and respond accordingly to findings, Thurrock have implemented good practice guidelines of inviting the complainant of the anti-social behaviour to attend the case review in part, street lighting has been invested in in the Corringham area. Multi-agency approach by working with Schools to identify pupils at risk of committing crime and ASB

You Said: Safety within Grays Town Centre was a concern

We Did: Safer Streets Community Engagement Officer based in Grays Town Centre providing a visible presence. Essex Police ran Op Overwatch to address drug dealing and violence

Community Impact:

- There were 2,836 less victims of ASB in Thurrock in the 12 months ending Sept 22 compared to the previous year.
- 369 Council tenants were supported by the ASB team to resolve their complaints
- Our Locality action groups supported 38 victims of ASB – 1 of which was a repeat victim in the year 22/23
- 5 ASB case reviews have been held in the year 22/23
- 108 locations reported for ASB in relation to substance misuse were visited on out of hours patrols in the 6 weeks to the end of March
- Trading standards and Essex Police are keeping residents safe by seizing illegal disposable vapes as well as offering advice to shops regards under age sales
- Despite 9, in the year ending 22/23, pre-planned proactive operations between Council and Essex Police officers culminating in the issuing of 25 FPNs in respect of the public space protection order, car cruising in west Thurrock continues to impact on the local communities health and well-being.

Priority 7: Human Trafficking, Modern Day Slavery and Organised Immigration Crime

Aim:

- Empowered communities
- Increased awareness of MDS, Human Trafficking and Exploitation
- Strengthened partnerships including with businesses
- Increase support and protection for people at risk or being exploited
- Improved detection, disruption, and prosecution

What we said we would do:

- Offer training to partners on MDS
- Develop Thurrock MDS pathway
- Complete an awareness raising toolkit for MDS
- Develop communications and a consistent message across all sectors and for the public.
- Updated information on Modern Slavery on the partners websites
- Ensure strategic oversight and joint leadership through the CSP/TSAB and TSCP
- Encourage partners and local businesses to adopt a MDS statement
- Undertake & promote appropriate, targeted MDS campaigns (Make reporting channels easy to use and well known by promoting local and national helplines and services)

What have we achieved?

- We have delivered 4 training sessions to partners, delivered by Essex Police with 64 attending the training to date
- Held a virtual conference with speakers from Essex Police, Salvation Army, Gangmasters and Licensing Abuse Authority, Adult Social Care and Children Social Care.
- Thurrock modern slavery pathway developed and shared with partners
- SET modern slavery guidance has been updated and shared, the one-minute guide refreshed, alongside revised Thurrock MDS pathway www.thurrocksab.org.uk/preventing-abuse/abuse-types-care-act/modern-slavery The LSCP have drafted and published a 7 minute guide
- Our web sites are all updated and includes our national and local resource document and our 3-year strategy
- Adult Social care community led support teams briefed and have resources to share with residents they interact with
- Attended a pop up in the High Street in Oct as part of wider awareness raising through social media campaigns as part of Anti-Slavery day 18th October
- Comprehensive list of modern slavery resources collated and shared with partners
- We have published our MS statement on our web site
- The toolkit for small and medium-sized enterprises (SMEs) developed by anti-slavery organisations has been promoted through business buzz twice. The planned business forum unfortunately had to be cancelled due to lack of take up.
- The HEHC committee received a briefing paper to update them on progress. Unfortunately, the training sessions planned had to be reschedule ad remain on work plan for next year
- Undertaken targeted engagement through the Community Safety and Engagement Officers such as attending the weekly soup kitchen in Grays

Community Impact:

- 16 children were safeguarded through referrals to the National Referral mechanism
- Following our conference which 66 people attended Professionals are far better equipped to recognise and support victims. Before the session 37% said they were fairly or very confident and afterwards 93% said they were fairly or very confident.

I feel confident in knowing what to do in cases of modern slavery

	Before	After	Difference
Not confident	15%	0%	-15%
Slightly confident	19%	5%	-14%
Somewhat confident	30%	2%	-28%
Fairly confident	28%	64%	+36%
Very confident	9%	29%	+20%

I am confident in knowing where to refer victims of modern slavery

	Before	After	Difference
Not confident	25%	0%	-25%
Slightly confident	21%	5%	-16%
Somewhat confident	21%	3%	-18%
Fairly confident	17%	55%	+38%
Very confident	15%	38%	+25%

Priority 8. Safer streets through increased visibility and community engagement

Aims:

- Target areas where people tell us they do not feel safe and improve the environment
- Young people overwhelmingly tell the violence and vulnerability unit that to feel safe they need to see more visible police or trusted adult presence and improved street lighting. We need to focus on making these improvements.
- Improve our public perception survey response to people feeling well informed

What we said we would do

- Reporting to Safer streets remains low but continue to encourage reporting and was a focus of our event during 16 days of action in relation to VAWG. Weekly input to CVS newsletter has included promotion of street safe
- Op Minerva is progressing but areas yet to be agreed
- We were not able to apply for the last round of Safer Streets funding as other areas took precedence in Essex
- Coffee with Cops (CWCs) are held across the district covering different days of the week and times and in partnership with locations, they are also held when community groups are also there to increase engagement. Due to time factors it's likely to be every 6-8 weeks that they are held. In addition all community forums have been attended at least once
- Regular pop up held across year including:
 - Asylum seeker /refugee engagement at monthly meetings
 - Responding to off road motorbike concerns with two pop up events in SLH
 - Responding to ASB and community concerns with pop up in Gobions Park – led to funding for street football
 - Tilbury and Ockendon in response to ASB
- Monthly surgeries have continued in Grays
- An event was held in Seabrooke Rise with the fire service to promote fire safety and response in High Rise flats

In addition

- CSP partners attended an event to celebrate inter faith week
- Ukrainian refugee welcome events attended
- Develop links to faith organisations made at the Celebrating Inter Faith Week event
- Supported National Hate crime awareness week – visiting HIRCS (hate incident reporting centres) and hosting pop up in Grays High Street


Some photos from our events promoting National Hate Crime Awareness Week



- Building capacity and sustainability by TCT picking up CSEO engagement pilot at soup kitchen and CPT attendance at community forums and coffee with cops with following feedback from Friends of Essex and London Homeless that host the outreach:

An absolutely amazing evening and a fantastic atmosphere tonight at our Grays outreach with 43 people passing through the table from single persons to families and all in need one way or another

Tonight we had the pleasure of 2 of Grays town centre Police Officers dropping in for a chat and a cuppa, we've been working closely with Neil & Louise from the Thurrock Community Safety & Engagement team to try and break the barriers down for our service users to see "the person not the uniform" and after many weeks of Neil & Louise attending over many months at different times we were able to introduce the uniformed team and it was received well and positively by all so thank you too all for the effort on making it a success.



Through the Community Environment Engagement Officer – a legacy from Safer Streets funding the following operations were delivered with positive and visible results:

Operation Abbey

This operation relates to the removal of fly stickers and fly posters within Grays High Street which have a negative impact on the aesthetic view of the town centre. A co-ordinated clean-up day was organised in partnership work with local business owners, council officers, street cleansing team and the Enforcement Team. A Total 170 unlawful fly stickers found and removed on shop fronts and fly posters resulted in 45 x FPNs issued

Prohibited VAPE products seized

Successful Partnership working in with Trading Standards visited Cloud City Vape, following intelligence obtained from another Borough. A joint search was conducted and 778 prohibited vape products were seized. Total value over £8,000



Community Impact:

- More residents now think local police are doing a good or excellent job at 78%
- However confidence in the police in this area, has not improved
- More residents think crime and ASB is a problem than in the previous 12 months
- Only 55% of residents think Essex Police understand the issues affecting their community

Priority 9: Tackling Offending

Aim:

- Reduction in high volume crimes of
 - Burglary 3.671 crimes / 1,000 population²
 - Vehicle offences 9.499 crimes / 1,000 population
- Maintain our re-offending rates within YOS at 32.3%³

What we said we would do:

- The Thurrock re-offending action plan in line with the SET strategy 22/24 is implemented
- Public Health are commissioning a detailed needs assessment in relation to drugs and alcohol. Once completed the re-offending plan for Thurrock should be reviewed to address any identified gaps.
- Wider partner involvement in monthly IOM meetings as per refreshed terms of reference
- Data required against each of the 9 pathways to shape services locally and to know what success looks like
- That concerns around disproportionality in relation to BAME cohort are shared and actions identified within re-offending plan
- Continue to promote the use of Essex Restorative Justice Mediation Services in particular in relation to ASB, neighbour disputes and hate crime.

What have we achieved?

- The needs assessment in relation to drugs and alcohol has been produced and will be discussed through the Combatting Drugs Partnership and any identified gaps responded to.
- Housing and Community Safety Partnership now attend IOM
- Officers dealing with ASB attended a master class on restorative justice and 20 victims were referred to the service

Community impact:

- There were 14 less victims of burglary in 12 months ending Sept 22 however residents in Thurrock continue to be affected by vehicle crime which has increased
- Residents of Thurrock benefitted from 20,000 hours of unpaid work
- Young people in Thurrock who offend are less likely to reoffend than those in comparator areas, Essex in comparison to England
- More residents accessing treatment for opiate use have successfully completed their treatment